



GUIDELINES AND RULES FOR JUDGING ROSES

THE OFFICIAL
AMERICAN ROSE SOCIETY
HORTICULTURE JUDGES HANDBOOK

Revised 2012

Edited by Bruce M. Monroe

**AMERICAN ROSE SOCIETY
PO Box 30,000 • Shreveport, LA 71130-0030
PH: 318/938-5402 • FX: 318/938-5405
E-mail: ars@ars-hq.org
www.ars.org**

All rights reserved

This book, or any part thereof, may not be reproduced in any form without the written consent of the publisher.

Every effort has been made to give reliable data and information, but the publisher cannot assume any responsibility for the validity of all the materials or the consequences of their use.

Direct all inquiries to the American Rose Society, P.O. Box 30,000, Shreveport, Louisiana, 71130-0300.

©2012 by American Rose Society
8877 Jefferson Paige Road
Shreveport, Louisiana 71119-8817

Revised 01/04, 05/04, 10/04, 03/05, 04/05, 06/06, 10/06, 01/07,
03/07, 06/07, 06/08, 06/09, 04/10, 04/12

INTRODUCTION TO THE FIRST EDITION GUIDELINES FOR JUDGING ROSES

Like everything related to our world of roses, judging them is a pleasurable and richly rewarding experience. Judges commonly travel several hundred miles to judge a local show. Why, when usually the only reward may be a free luncheon? Perhaps this is the reason: The judge travels many hard, often lonely miles, with the expectation that with fellow judges equally discerning, he will before the day is out, stand before three or four roses, selected from hundreds, that will approach the perfect stage of beauty that belongs only to the rose. A communion with beauty occurs, and it is enjoyed best in the company of fellow judges of the rose world, who have eyes to behold beauty and hearts that warm in its presence.

The veteran judge has learned to recognize true beauty when he sees it, and he unerringly identifies it without compass, square, or computer. Judging is an art and not a science, but where does the judge acquire his art? By growing many fine roses in his own garden, by observing them in others' gardens, by exhibiting his roses, and by years of association with experienced judges who have handed on the torch of beauty.

So much for the spirit and satisfaction of rose judging. Now let's consider the technical aspects of the art.

To judge roses, as to judge anything else, you need a frame of reference - a set of standards agreed on by all judges. How else can we avoid chaos in judging? On what other basis can judges communicate with one another and make themselves understood? And so this book provides a set of guidelines for judging roses. At times we will be very specific about a few rules that must be strictly observed. Mostly, we will be talking guidelines only, which will have a good deal of flexibility, subject to the judge's sense of what is truly beautiful. For instance, we are going to sound pretty dogmatic about point scoring. A judge needs this yardstick to help him organize his impressions of a rose. After he has had a little experience, however, his mind unconsciously considers the point-scoring guideposts in arriving at a quick and accurate decision. Actually, only occasionally, when a decision is very close between two roses, or two judges disagree, is the point scoring procedure applied literally. But you must know the point score and its background to be a competent judge. So have at it!

This book incorporates the best thinking of a long line of highly qualified rose judges. It is designed as a reference for the experienced judge, a text for the student, the novice, and the apprentice judge, and a guide to the exhibitor. Further, we hope judging schools will follow the outline of the book so our schools will be more uniform and comprehensive in coverage.

For the rest, this revised booklet on rose judging is an outgrowth of a decision by the Board of Directors of the American Rose Society to update and rewrite a pioneering and landmark book on the same subject by C. H. Lewis, *The Judging of Roses*, published in 1960, and at that time endorsed by the Board of Directors as the bible for the judging of roses. Many judges of the American Rose Society have made great contributions to this revision and, of course, much of C. H. Lewis' original work remains. We deeply appreciate the helping hand of so many fine rose people. We hope you have as much fun judging roses as we have had.

[This *Introduction*, which appeared in the First Edition of *Guidelines for Judging Roses*, published in 1971, was written by Lincoln Atkiss.]

INTRODUCTION

“So long as judges continue to meet and discuss the problems of judging, judging will continue to grow and develop”, was one of the concluding remarks of the original *Guidelines*.

A comparison of the original *Guidelines* with the current edition shows that much has developed since 1971. The chapters on climbers, miniatures, Old Garden Roses, and shrubs have increased in size as these classes of roses have become relatively more important in rose shows. New challenge classes have appeared. Chapters on rose show formats and national shows have been included. And a chapter on judging minifloras, which were unknown in 1971, has been added.

However, the core principles established by the original *Guidelines* remain. The standards of ethical behavior are unchanged. The basic concept of point scoring and application of the six prime elements of judging is still the frame of reference used in judging. The later developments mentioned above have only elaborated these principles and extended their application to other types and classes of roses. Judging remains “a search for beauty” so that, at the end of the day, the judge will stand before roses “that will approach the perfect stage of beauty that belongs only to the rose.”

The aim of this manual is to provide those guidelines by which all judges can objectively judge roses. However, judging with a positive attitude is essential. The *Guidelines* focus on identification and determination of possible physical faults in judging the qualities of the roses in a rose show. If not viewed in the proper context, this approach to judging can be seen as a negative one. Beginning judges often risk becoming “negative judges”, if they are taught to first look for flaws and find faults. This is not the mindset a judge should have when approaching the show table. On the contrary, the judge should first be concerned with the beauty of each specimen and the total impact it has upon the senses. Only then does the judge become aware of flaws and faults. It is necessary to recognize that perfection probably does not exist, and the most beautiful rose is the one with the fewest faults.

Several changes have been made in the current edition of the *Guidelines*. All the material that formerly appeared in appendices at the end of the volume has been organized into chapters. Because of the increasing importance of shrubs in rose shows, Old Garden Roses and shrubs are no longer included in the same chapter. The judging of shrubs is now discussed in a separate chapter. And a new format has been adopted.

The *Guidelines* have been formatted for standard size 8.5” x 11” (216 mm x 279 mm) paper, and the size of the type has been increased. Each chapter has been paginated individually. This will make it easier to update of the *Guidelines* as the art of judging continues to grow and develop. It will also make it easier and less expensive to print the *Guidelines* as well as make it possible for judges to readily download and print updates to the *Guidelines*.

I thank the members of the Horticulture Judging Committee, listed below; who have reviewed and commented on the many proposed revisions to the *Guidelines* and have made numerous suggestions that have been incorporated into the text. And I owe a special debt of gratitude to Liz Monroe, who has read and reread the many versions of this revision.

Members of Horticulture Judging Committee (2009-2012)

Buckeye District.....	Jim Hering
Carolina District	Sandy Lundberg
Central District.....	Lisa McDonald
Colonial District	Donna Smoot
Deep South District.....	James Small
Great Lakes District	Ellie Kressbach & Jon Bradley
Gulf District.....	Tim Calamari
Illinois-Indiana District.....	Larry Jones
NCNH District	Robert Parker
New York District.....	Lois Fowkes
North Central District	Carole Smuda
Tenarky District	Joe & Rhonda Spruiell
Pacific Northwest District	Bruce Lind & Ken Rowe
Pacific Southwest District	Sally Long
Penn-Jersey District	Elaine Adler
Rocky Mountain District.....	Susan Bishop
South Central District.....	Ralph Cooper
Yankee District	Craig Dorschel

The original *Guidelines for Judging Roses* was prepared in 1971 by Don Ballin and the ARS Committee on Training and Accrediting Judges. Members of this Committee are listed in the "Acknowledgements to the First Edition", which has been reproduced below. Don and Paula Ballin described preparation of the first edition of *Guidelines for Judging Roses* in the March/April 2012 issue of the *American Rose*.

I owe a particular debt of gratitude to Lincoln Atkiss, a contributor to the original *Guidelines* and a former National Chairman of the Horticulture Judging Committee. The second time I exhibited in a rose show, Linc took the time to slowly walk through the show with me and explain why each of my entries received the ribbon it received.

Since the original *Guidelines* appeared, numerous individuals have made contributions as the art of judging has continued to grow and develop. Contributors have included: Lincoln Atkiss, who revised the *Guidelines* in 1979; Louise Coleman and Ed Griffith, who edited the previous edition of the *Guidelines*; Dr. Susan Clingenpeel, who wrote the chapter on judging minifloras; Dr. Bruce Monroe, who updated the chapter on challenge classes and collections; Dr. John Dickman, who made numerous contributions to the format and text; Dr. Tommy Cairns, Bunny Skran, and the Old Garden Roses and Shrubs Committee, who updated the sections on judging species, Old Garden Roses, and shrubs; and Dr. Tony Liberta, who wrote the section on rose anatomy. I apologize to the other individuals who have contributed to the *Guidelines* through the years but whose names have been omitted from the list.

Bruce M. Monroe, National Chairman of Horticulture Judges (2009-2012)
Wilmington, Delaware,
April, 2012

ACKNOWLEDGEMENTS TO THE FIRST EDITION

This book is the culmination of many contributions of thought and theory from judges all over the United States. It would be impossible to list all of their names, but we sincerely thank them. There have been, however, those who have worked with the same dedication displayed by the Committee on Training and Accrediting Judges. It is, then, to these loyal, deeply concerned rosarians that we extend our thanks: Lincoln Atkiss, Paula Ballin, Fred Edmunds, Floyd Johnson, Irwin Jones, John Lauer, Betty Pavey, and John vanBarneveld. We also thank Jane Lauer for her editorial assistance, and Arnel Potter for his assistance with the illustration.

Finally, with gratitude and deep admiration the work of the member of the Committee itself must be acknowledged with sincerest appreciation.

1969-70 Committee

Frank Benardella
Helen Carswell
C. E. Eads
J. T. Edwards
Eva Heffner
Betty Spengler
James Stroud

1970-71 Committee

Frank Benardella
Joseph Bona
Helen Carswell
C. E. Eads
J. T. Edwards
Archie Selwood
Evan Walthen

**DONALD R. BALLIN,
Chairman
Committee on Training and
Accrediting Judges**

Spring, 1971

TABLE OF CONTENTS

CHAPTER 1 JUDGING ETHICS	1-1
<i>Introduction</i>	1-1
<i>Flexibility in Judging</i>	1-1
<i>Obligations to the Exhibitors</i>	1-1
<i>Tact and Courtesy</i>	1-1
<i>Working with Other Judges</i>	1-2
<i>Negative Judging</i>	1-2
<i>Responsibilities</i>	1-2
CHAPTER 2 ANATOMY OF A ROSE	2-1
CHAPTER 3 COMMON PHRASES DEFINED	3-1
<i>Introduction</i>	3-1
<i>“Typical of the Variety”</i>	3-1
<i>“Most Perfect Phase of Possible Beauty”</i>	3-1
<i>“Set Standard of Perfection”</i>	3-1
<i>“Degree of Impairment”</i>	3-2
<i>“All Other Things Being Equal”</i>	3-2
<i>“You Have to Grow Them to Know Them”</i>	3-2
<i>“This Specimen is ‘Overgrown’”</i>	3-2
CHAPTER 4	4-1
DISQUALIFICATION AND PENALIZATION	4-1
INTRODUCTION	4-1
RULES FOR DISQUALIFICATION.....	4-1
<i>Misnamed</i>	4-1
<i>Improperly Named Roses</i>	4-1
<i>Misclassified</i>	4-2
<i>Misplaced</i>	4-2
<i>Unlabeled or Mislabeled</i>	4-2
<i>Exhibitor’s Name Visible</i>	4-3
<i>Stem-on-Stem</i>	4-3
<i>Foreign Substance</i>	4-3
<i>Not Disbudded</i>	4-3
<i>Violation Of Show Rules</i>	4-3
<i>Reasons for Penalization</i>	4-4
CHAPTER 5 POINT SCORING: HOW—WHEN—WHY	5-1
SCORECARD FOR THE PRIME ELEMENTS OF JUDGING	5-1
APPLICATION OF THE SCORECARD	5-1
CHAPTER 6 THE SIX PRIME ELEMENTS OF JUDGING	6-1
<i>Introduction</i>	6-1
<i>Form – 25 Points</i>	6-1
<i>Color — 20 Points</i>	6-1
<i>Substance — 15 points</i>	6-2
<i>Stem and Foliage — 20 points</i>	6-3
<i>Balance and Proportion — 10 Points</i>	6-4
<i>Size — 10 Points</i>	6-4

CHAPTER 7 JUDGING HYBRID TEAS AND GRANDIFLORAS	7-1
<i>Definition</i>	7-1
<i>Disbudding</i>	7-1
<i>Stem-on-Stem</i>	7-1
<i>Point Scoring</i>	7-1
JUDGING ONE-BLOOM-PER-STEM HYBRID TEAS AND GRANDIFLORAS	7-1
<i>Form</i>	7-1
<i>Color</i>	7-3
<i>Substance</i>	7-3
<i>Stem and Foliage</i>	7-3
<i>Balance and Proportion</i>	7-4
<i>Size</i>	7-4
JUDGING SINGLE HYBRID TEAS AND GRANDIFLORAS	7-4
JUDGING DECORATIVE HYBRID TEAS AND GRANDIFLORAS	7-5
JUDGING HYBRID TEA AND GRANDIFLORA OPEN BLOOMS	7-5
JUDGING HYBRID TEA AND GRANDIFLORA SPRAYS	7-5
JUDGING CLIMBING HYBRID TEAS AND GRANDIFLORAS	7-6
HYBRID TEA AND GRANDIFLORA AWARDS	7-6
CHAPTER 8 JUDGING FLORIBUNDAS AND POLYANTHAS	8-1
<i>Definition</i>	8-1
<i>Disbudding</i>	8-1
<i>Stem-on-Stem</i>	8-1
<i>Point Scoring</i>	8-1
JUDGING FLORIBUNDA AND POLYANTHA SPRAYS	8-2
<i>Form</i>	8-2
<i>Color</i>	8-2
<i>Substance</i>	8-3
<i>Stem and Foliage</i>	8-3
<i>Balance and Proportion</i>	8-3
<i>Size</i>	8-3
JUDGING ONE-BLOOM-PER-STEM FLORIBUNDAS	8-4
JUDGING FLORIBUNDA OPEN BLOOMS	8-4
FLORIBUNDA AND POLYANTHA AWARDS	8-4
CHAPTER 9 JUDGING MINIFLORAS	9-1
<i>Definition</i>	9-1
<i>Disbudding</i>	9-1
<i>Stem-on-Stem</i>	9-1
<i>Point Scoring</i>	9-1
JUDGING ONE-BLOOM-PER-STEM MINIFLORAS	9-1
<i>Form</i>	9-1
<i>Color</i>	9-2
<i>Substance</i>	9-2
<i>Stem and Foliage</i>	9-2
<i>Balance and Proportion</i>	9-2
<i>Size</i>	9-3
JUDGING SINGLE MINIFLORAS	9-3
JUDGING DECORATIVE MINIFLORAS	9-3
JUDGING MINIFLORA OPEN BLOOMS	9-3

JUDGING MINIFLORA SPRAYS	9-3
MINIFLORA AWARDS.....	9-4
CHAPTER 10 JUDGING MINIATURES	10-1
<i>Definition</i>	10-1
<i>Disbudding</i>	10-1
<i>Stem-on-Stem</i>	10-1
<i>Point Scoring</i>	10-1
JUDGING ONE-BLOOM-PER-STEM MINIATURES	10-1
<i>Form</i>	10-1
<i>Color</i>	10-2
<i>Substance</i>	10-2
<i>Stem and Foliage</i>	10-2
<i>Balance and Proportion</i>	10-2
<i>Size</i>	10-3
JUDGING SINGLE MINIATURES	10-3
JUDGING DECORATIVE MINIATURES	10-3
JUDGING OPEN BLOOM MINIATURES.....	10-3
JUDGING MINIATURE SPRAYS	10-3
JUDGING CLIMBING MINIATURES	10-4
MINIATURE AWARDS.....	10-4
CHAPTER 11 JUDGING CLIMBERS.....	11-1
<i>Definition</i>	11-1
<i>General Considerations</i>	11-1
<i>Disbudding</i>	11-1
<i>Stem-on-Stem</i>	11-1
<i>Point Scoring</i>	11-1
JUDGING CLIMBER SPRAYS	11-2
<i>Form</i>	11-2
<i>Color</i>	11-3
<i>Substance</i>	11-3
<i>Stem and Foliage</i>	11-3
<i>Balance and Proportion</i>	11-3
<i>Size</i>	11-4
JUDGING ONE-BLOOM-PER-STEM CLIMBERS	11-4
CLIMBER AWARDS	11-4
CHAPTER 12 JUDGING SPECIES AND OLD GARDEN ROSES	12-1
FAMILY TREE FOR THE GENUS ROSA.....	12-1
SPECIES AND OLD GARDEN ROSES.....	12-2
<i>Definition</i>	12-2
<i>Disbudding</i>	12-3
<i>Stem-on-Stem</i>	12-3
<i>Point Scoring</i>	12-3
JUDGING SPECIES AND OLD GARDEN ROSES	12-4
<i>Form</i>	12-4
<i>Color</i>	12-4
<i>Substance</i>	12-4
<i>Stem and Foliage</i>	12-4
<i>Balance and Proportion</i>	12-5

<i>Size</i>	12-5
SPECIES AND OLD GARDEN ROSES AWARDS	12-5
CHAPTER 13 JUDGING SHRUBS	13-1
<i>Definition</i>	13-1
<i>General Considerations</i>	13-1
<i>Disbudding</i>	13-1
<i>Stem-on-Stem</i>	13-2
<i>Point Scoring</i>	13-2
JUDGING SHRUB SPRAYS	13-2
<i>Form</i>	13-2
<i>Color</i>	13-3
<i>Substance</i>	13-3
<i>Stem and Foliage</i>	13-3
<i>Balance and Proportion</i>	13-4
<i>Size</i>	13-4
JUDGING ONE-BLOOM-PER-STEM SHRUBS	13-4
SHRUB AWARDS	13-5
CHAPTER 14 JUDGING CHALLENGE CLASSES AND COLLECTIONS	14-1
<i>Introduction</i>	14-1
CHALLENGE CLASSES AND COLLECTIONS	14-1
<i>Class Requirements</i>	14-1
<i>Difference between Challenge Classes and Collections</i>	14-1
<i>Staging</i>	14-2
<i>Entry Tags</i>	14-2
<i>Combination of Miniatures and Minifloras in the Same Exhibit</i>	14-2
<i>General Guidelines</i>	14-2
<i>Scorecard for Judging Challenge Classes</i>	14-2
CLASSES FOR SPECIMENS WITH STEM AND FOLIAGE	14-3
<i>Single Specimen Challenge Classes</i>	14-3
<i>Matched Pair</i>	14-4
<i>Stages of Bloom</i>	14-4
<i>Multiple Specimens</i>	14-5
<i>Hi-Lo</i>	14-6
<i>Triad</i>	14-6
CLASSES FOR SPECIMENS WITHOUT STEMS	14-6
<i>General Considerations</i>	14-6
<i>Rose in a Bowl</i>	14-7
<i>Multiple Blooms in a Bowl</i>	14-7
<i>Rose in a Frame</i>	14-8
<i>Boutonniere</i>	14-8
<i>English Box</i>	14-8
<i>Painter's or Artist's Palette</i>	14-9
<i>Other Classes for Multiple Specimens without Stems</i>	14-9
ARS CHALLENGE CLASS AND COLLECTION CERTIFICATES	14-10
CHAPTER 15 JUDGING SEEDLINGS AND SPORTS AND OTHER CLASSES	15-1
SEEDLINGS AND SPORTS	15-1
<i>Definition</i>	15-1
<i>Point Scoring</i>	15-1

SEEDLING AWARDS	15-1
OTHER CLASSES	15-1
<i>Judges' Class</i>	15-2
<i>Fragrance Class</i>	15-2
<i>Novice Class</i>	15-2
<i>Junior Class</i>	15-3
<i>Small Garden Class</i>	15-3
<i>"Leftover" Classes</i>	15-3
<i>Container Grown Exhibits</i>	15-3
<i>Photography</i>	15-4
AWARDS FOR OTHER CLASSES	15-4
CHAPTER 16 JUDGING THE COURTS OF HONOR AND BEST IN SHOW.....	16-1
<i>Introduction</i>	16-1
<i>Balloting for Queen, King and Princess</i>	16-1
<i>Judging the Best in Class for ARS Certificates</i>	16-2
<i>Judging for the Best in Show</i>	16-2
CHAPTER 17 GUIDELINES FOR ROSE SHOWS.....	17-1
ROSE SHOW FORMATS.....	17-1
<i>One-Class-Per-Variety Show</i>	17-1
<i>Alphabetical Shows</i>	17-1
<i>Color Class Shows</i>	17-1
<i>Alphabetical Color Class Shows</i>	17-1
WRITING A GOOD SCHEDULE	17-1
GUIDELINES FOR ROSE SHOWS USING ARS STANDARDS	17-2
<i>Purpose</i>	17-2
<i>Guidelines for Judges</i>	17-2
<i>Guidelines for Exhibitors</i>	17-3
<i>Guidelines for Rose Show Clerks</i>	17-5
<i>ARS Awards</i>	17-5
CHAPTER 18 GUIDELINES FOR OPERATING NATIONAL ROSE SHOWS.....	18-1
<i>Guidelines for Selecting Judges</i>	18-1
<i>Guidelines for Exhibitors</i>	18-1
<i>Guidelines for Staging National Challenge Classes</i>	18-2
<i>Schedule for National Rose Shows</i>	18-2
<i>Schedule for National Miniature Shows</i>	18-4
<i>Judging National Challenge Classes</i>	18-4
<i>Judging the Courts of Honor at National Shows</i>	18-5
<i>Verification Team</i>	18-6
CHAPTER 19 NATIONAL CHALLENGE CLASSES	19-1
NATIONAL HORTICULTURE SPRING SHOW AWARDS.....	19-1
NATIONAL HORTICULTURE FALL SHOW AWARDS	19-2
NATIONAL MINIATURE CONFERENCE HORTICULTURE AWARDS.....	19-3
ROTATING NATIONAL AWARDS	19-3
DISTRICT AWARDS.....	19-5
CHAPTER 20 ARS HORTICULTURE JUDGING COMMITTEE.....	20-1
CHARTER	20-1

<i>Responsibilities</i>	20-1
<i>Chairman</i>	20-1
<i>Members</i>	20-1
DISTRICT CHAIRMAN OF HORTICULTURE JUDGES	20-1
CHAPTER 21 APPRENTICE JUDGES AND ACCREDITED JUDGES.....	21-1
APPRENTICE JUDGES.....	21-1
<i>Procedure</i>	21-1
<i>Qualifications</i>	21-1
<i>Apprentice Judging</i>	21-2
RESPONSIBILITIES OF ACCREDITED JUDGES	21-2
<i>Judging and Exhibiting</i>	21-2
<i>Membership and Audit Requirements</i>	21-2
<i>Keeping Current</i>	21-2
<i>Teaching Judging Schools and Seminars</i>	21-2
<i>Programs for Exhibitors</i>	21-3
<i>Training and Evaluating Apprentice Judges</i>	21-3
OUTSTANDING DISTRICT JUDGE AWARD	21-3
<i>Purpose</i>	21-3
<i>Criteria for the Award</i>	21-3
JUDGE EMERITUS	21-4
INACTIVE STATUS	21-4
CHAPTER 22 CONCLUSION, GLOSSARY, AND INDEX	22-1
CONCLUSION.....	22-1
GLOSSARY	22-1
INDEX.....	22-7

CHAPTER 1

JUDGING ETHICS

Introduction

To be an American Rose Society Accredited Horticulture Judge is an earned honor that carries with it certain responsibilities. Judging is a privilege that carries with it the responsibility to conduct oneself with objectivity, fairness, courtesy and honor.

When judges first step on a show floor, they should bring with them the proper attitude to perform their judging duties. Judges must set aside personal prejudices toward a type of rose or specific varieties and aim to judge objectively. Judges must recognize that rose shows have two distinct objectives besides the actual competition: public relations and education. Courtesy, objectivity and integrity should be practiced by all judges to foster these goals.

Flexibility in Judging

Each judge should have in mind specific standards of excellence for awards. However, these standards should not be so rigid that few, if any, roses meet them. The overall quality of the show often requires some flexibility in awarding ribbons. Standards for lesser ribbons may often be lowered. Inexperienced or novice exhibitors are encouraged by some small degree of success. However, standards for blue ribbons should be maintained. Judges are obligated to subjugate their personal preferences and approach each exhibit in an objective way. It is important that judges are secure in their reasoning for disqualification.

Obligations to the Exhibitors

A judge has certain obligations to the exhibitors, above and beyond an actual value judgment. Fairness, objectivity and education are among these obligations. Never touch the bloom under any circumstance. If a stem-on-stem is suspected, the exhibit may be carefully lifted out of the vase for inspection. However, in challenge classes, the exhibit must not be touched or moved until judging is complete, as placement is part of the exhibit. In the miniature classes, the utmost care must be taken when examining individual specimens, as it is easy to knock over nearby exhibits.

Judges are encouraged to make helpful notes on the **upper portion** entry tags of obvious exhibiting errors. Notes should be written on the upper portion of the entry tag because the lower portion is frequently removed before the exhibitor sees the exhibit. Inexperienced exhibitors make most of these errors and these notes are educational. Stem length, dirty foliage and untrimmed damaged foliage are among the most common errors seen and can be tactfully noted on the tag.

The judges should strive to make themselves available after judging to answer questions from the exhibitors and from the general public. However, remember that the specimens may have changed since they were judged. It may be readily apparent that faults have appeared in winning specimens and/or specimens that received lesser or no awards have become prize winning specimens. The judge should critique the specimens as they appear and explain they did not look the way they do now when they were judged.

Tact and Courtesy

To follow the instructions of the Chairman of Judges of the show, even if it is not the way you are used to doing things, is common courtesy. You should respond promptly to invitations to judge so that the show committee will have time to invite another judge if you are unable to

accept the invitation. If unforeseen circumstances arise that will prevent you from judging a show you have agreed to judge, you should immediately notify the show committee so it can plan accordingly.

Making insulting remarks during and after judging is not only bad manners, but it puts the judge in a bad light. Further, disparaging remarks about the quality of a particular specimen or of the show will be overheard by exhibitors, who may be dissuaded from exhibiting again or even from continuing to grow roses. As you do not know the identity of the exhibitor who entered the specimen being disparaged, it may well have been entered by the clerk standing next to you.

The judge should never have a superior attitude toward the show committee, clerks and exhibitors. However, a constructive suggestion after the judging takes place can often be helpful. You also owe your fellow judges tact and courtesy. To criticize another judge's judging ability to others is discourteous. It shows a superior attitude that is not becoming of a judge.

Working with Other Judges

Judges rarely work alone but as a member of a judging team. The objective is to work smoothly with judging teammates, treating them with courtesy and avoiding any tendency to dominate the team. Judges should try to keep all discussions constructive rather than argumentative. A judge is definitely entitled to voice an opinion. However, when that opinion is in the minority, a good judge should reassess the situation with an open mind. If a judge cannot convince the other members of the team of his or her point of view, he or she should be willing to graciously concede to the majority. It is important to keep in mind that, as a member of a team, a judge should use tact and diplomacy with fellow judges. However, if the question concerns the guidelines for judging or the procedures for selecting award winners, it may be wise at a later date, to bring a particular question to the National Chairman of Judges for clarification.

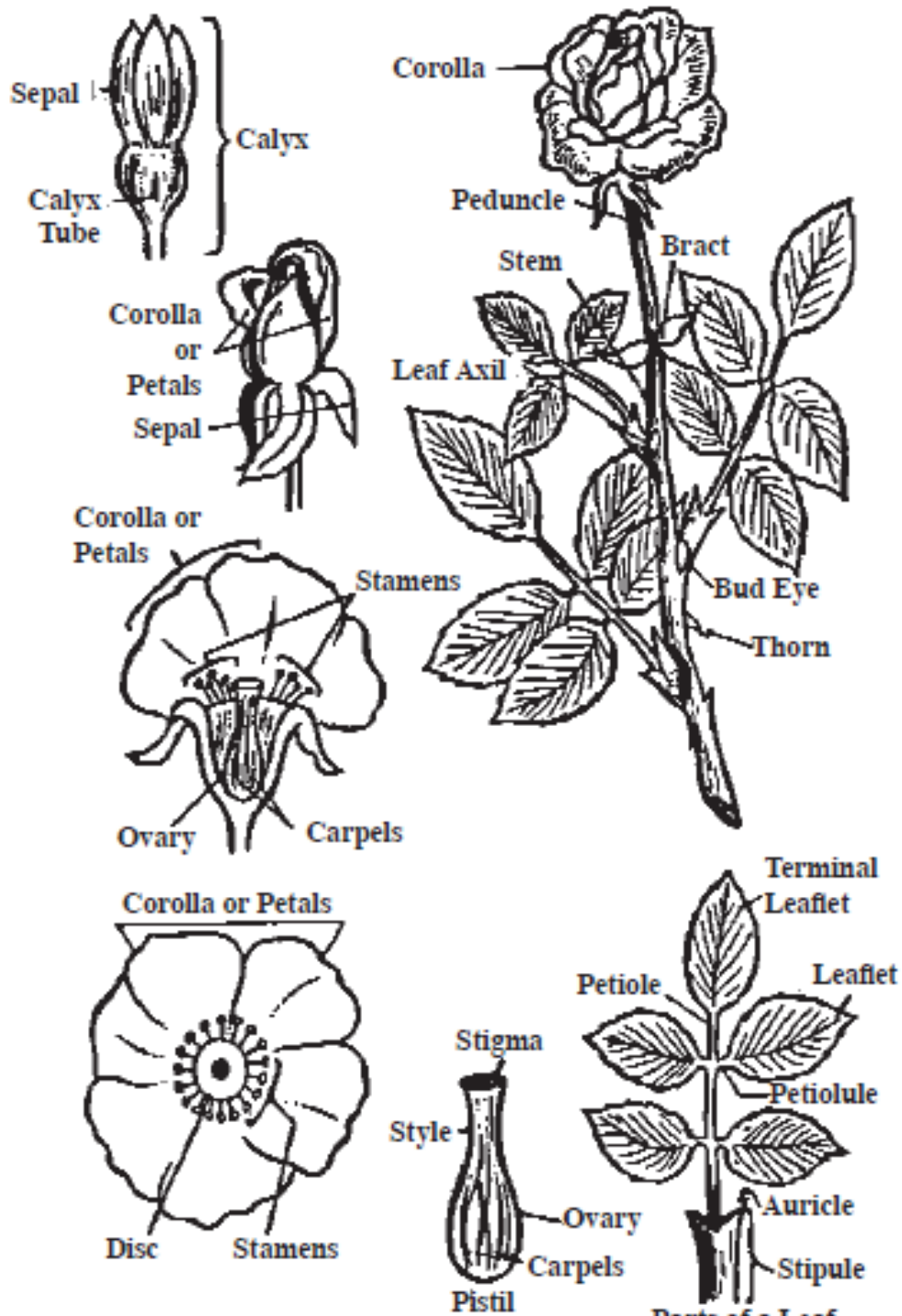
Negative Judging

Judging is a search for beauty first. Don't be a "negative judge". The *Guidelines* focus on identification and determination of possible physical faults in judging the qualities of the roses in a rose show. If not viewed in the proper context, this approach to judging can be seen as a negative one. This is not the mindset a judge should have when approaching the show table. The judge should first be concerned with the beauty of each specimen and the total impact it has upon the senses. Only then does the judge become aware of flaws and faults. Perfection probably does not exist. The most beautiful rose is the one with the fewest faults. Judging with a positive attitude is essential.

Responsibilities

The responsibilities of accredited judges are discussed in Chapter 21.

CHAPTER 2 ANATOMY OF A ROSE



ANATOMY OF A ROSE
(Illustration No. 1)

Knowledge of rose anatomy is important to a judge for at least two significant reasons. First, this knowledge is absolutely essential for the accurate identification of the myriad of varieties that a judge will encounter year after year and, second, it facilitates communication between judges as they discuss and evaluate the merits of various entries in a rose show. The material in this chapter, although not representing a complete discourse on the anatomical parts of a rose, does make note of those most frequently-used features that will aid judges in the tasks of identification and communication. Experienced judges quickly come to realize that the correct identification of a variety often depends upon characteristics other than bloom size, form and color. A judge must be aware that each botanical component of the rose may vary in appearance from one variety to another.

Knowing what is “typical of the variety” for each variety is a goal that every judge should strive to attain. Needless to say, the accumulation of this knowledge by careful observation of frequently-exhibited and newly-introduced varieties constitutes a lifelong endeavor. Among the anatomical parts illustrated are several that judges will find highly useful in confirming the identity of a variety. For example, stamens are particularly useful when judging single-petaled or open blooms because, in addition to indicating the substance status of a bloom, they frequently possess distinctive colors. Petals may display differences in texture and shape, and open blooms often show the presence of petalloids, those small, petal-like structures that surround the stamens of many varieties. Other useful anatomical characteristics associated with a bloom are the sepals (collectively called the calyx), the calyx tube, and the peduncle that supports the bloom. The length and width of the sepals may vary, and they may be smooth or “mossy.” Similarly, calyx tubes will display different shapes and surface features, and peduncles may differ in length and surface texture. Stem and foliage characteristics are highly reliable for identifying varieties, because they are less subject to variation caused by climatic and soil conditions than bloom size and color. For example, thorns (prickles) can be distinctly different among varieties with regard to abundance, size, shape, color and spatial arrangement along the stem. Leaf and leaflet characteristics are also useful for identification. Not only do differences occur in the shape of individual leaflets, but also differences in the appearance of the leaflet margins and the stipule at the base of the petiole are also easy to recognize.

A thorough background in rose anatomy and its terminology can enable a judge to avoid mistakes in interpretation when conferring with fellow judges. Accurate communication is thwarted, for example, if a judge refers to a peduncle as a stem when discussing an entry. A conscientious judge will employ every available tool to make informed evaluations of specimens encountered in rose shows. One of the most valuable of these is a familiarity with the anatomical features discussed herein. It is important that every judge become competent in basic rose anatomy in order to bring uniformity to the judging process. The judge with a thorough knowledge of the botanical parts of the plant can communicate what he or she sees to fellow judges so there is no mistake in interpretation. (By Dr. Tony Liberta)

The anatomy of a rose is shown in Illustration No. 1. Definitions of a number of these botanical terms can be found in the Index. For the reasons given above, judges should be familiar with the terminology used in this illustration.

CHAPTER 3

COMMON PHRASES DEFINED

Introduction

There are certain phrases commonly used by judges that may be used in this manual. They are heard in judging schools and on the show floor. It is important that we all understand what these phrases mean.

“Typical of the Variety”

This phrase is often heard when comparing two different varieties. It includes the color, form, size, foliage and other characteristics of the variety. This can be important in identifying a specimen. But this phrase can be very misleading in a judging situation. It doesn't mean that we do not penalize any fault even if it is typical and often seen in the variety. Typical faults, such as streaked petals or split centers, are not ignored just because they are “typical of the variety”. These faults are still penalized based on the degree of impairment. But, we reward those specimens of a variety (cultivar) that exhibit the superior qualities that are possible without these faults. When identifying a variety, we look for those characteristics that are “typical of the variety.”

“Most Perfect Phase of Possible Beauty”

This term is rather subjective as beauty is often in the eyes of the beholding judges. It refers to the stage of openness of the bloom at which a particular variety is most beautiful. The stage at which a bloom is at the most perfect phase of possible beauty is known as the “exhibition stage”.

The exhibition stage of a bloom depends on how many petals it has. Those varieties with fewer petals are often most beautiful when one-third open. Those with many petals are usually most beautiful when one-half to three-quarters open. In each case, the bloom should be gracefully shaped with the petals symmetrically arranged in an attractive circular outline tending to a high center. In the open bloom, single blooms, and semi-double blooms the “most perfect phase of possible beauty” is that stage at which the bloom is open yet still fresh with bright fresh stamens.

When judging, we are seeking the beauty which most nearly approaches the “set standard of perfection” for a variety. An exhibit should be penalized if groomed beyond the point where the bloom is no longer “typical of the variety”. The prime element of form helps us decide when a rose is at its “most perfect phase of possible beauty”. As one gains experience as a judge, a frame of reference develops to help the judge determine when a variety is at its “most perfect phase of possible beauty”.

“Set Standard of Perfection”

This phrase refers to those standards we should all know as judges. The six prime elements of judging explain each “set standard of perfection” in detail. Judges also develop a mental “set standard of perfection” for popular varieties as they gain experience and see better and better examples of a variety.

A judge's “set standard of perfection” should have a range for blue ribbons for, as we all know, there is rarely perfection. Although we search for perfection, each rose is judged by how close it comes to the “set standard of perfection”.

“Degree of Impairment”

This term is used to explain the severity of a fault in any of the six prime elements of judging: form, color, substance, stem and foliage, balance and proportion, and size. It is the penalty assessed for a fault in any of these judging elements. How much the fault distracts from the beauty of the exhibit determines the “degree of impairment”. The greater the impairment, the greater the penalty imposed. Here a judge’s “set standard of perfection” plays an important role in the decision.

“All Other Things Being Equal”

We often use this phrase when trying to make a decision on which of two roses is better. When two or more exhibits display superior characteristics of equal value, size may often be the deciding factor. That is not to say that any one of the other prime elements of judging cannot be the deciding factor. This is an instance where point scoring all elements mentally can help to make a decision. A superior example of a variety should greatly influence the decision and take preference.

“You Have to Grow Them to Know Them”

By growing and showing roses we really get to know their individual characteristics. However, it is impossible to grow all varieties. Judges are encouraged to see as many varieties as possible throughout the year to know them better. A judge owes it to himself or herself and those who exhibit to study as many varieties as possible by growing, showing and visiting rose shows and municipal and private gardens. An effort should be made to see and know the particular types of roses the judge does not grow. It is also helpful to study the sections of a show that contain the types of roses the judge does not grow. We have a responsibility to the exhibitors to be familiar with as many varieties as possible.

“This Specimen is ‘Overgrown’”

Judges should be careful when using this phrase. Good culture that results in a superior specimen should not be penalized. Here is where knowing a variety really counts. Some varieties can grow large with good culture. Some roses have characteristically large foliage and some large foliage is caused by an overabundance of fertilizer. A penalty may be assessed for balance and proportion but not for being “overgrown”. If a specimen is so grossly large that it distracts from its beauty, it should be penalized according to the “degree of impairment”.

CHAPTER 4

DISQUALIFICATION AND PENALIZATION

INTRODUCTION

Although it is important to judge with a positive attitude, looking for beauty rather than faults, there are certain absolutes that will disqualify an exhibit. When a rose is disqualified, it is removed from all competition and is not eligible to receive any award.

Judges must never disqualify an entry unless they are very sure of the disqualification. **If there is any question about the certainty of an offense, a judge must never disqualify a specimen.** The exhibitor should be given the benefit of any doubt. However, if there is certainty, the specimen must be disqualified if any of the conditions described below are present in the exhibit.

If a specimen is disqualified, the judge owes it to the exhibitor to write the reason for disqualification on the front or back of the **upper portion** of the entry tag. If the rose was disqualified for being misnamed, the judge should write the correct name, if known, so the exhibitor will not make the same mistake again.

The following disqualifications are the only actual “rules” of judging. All other aspects of judging are subjective.

RULES FOR DISQUALIFICATION

Misnamed

If a judge suspects that a specimen is not the variety named on the entry tag, and after consultation with fellow judges confirms this to be true, the specimen must be disqualified. If all agree the variety is not correctly named on the tag, but the judges cannot correctly name it, disqualification is still in order. However, if the judges are uncertain about the identity and there is a remote possibility that the name is accurate, the exhibit can be penalized severely as it is not typical of the variety. It is the responsibility of the exhibitor to name specimens correctly.

Improperly Named Roses

Any rose that has been entered in a show with a name that has not been recognized by the American Rose Society must be disqualified. Roses are to be exhibited by the recognized ARS exhibition name (AEN).

Roses must be listed in one of the American Rose Society recognized publications listed below with an AEN to be eligible for entry in ARS authorized rose shows. Names may be verified in the following officially recognized sources. In American Rose Society publications the AEN will be printed in bold type.

The following is the list of official ARS publications listing Approved Exhibition Names. In every case of conflict between these sources, the latest one published takes precedence. The online *Modern Roses* database is the most up to date ARS publication and, if it is available to the judges and show committee, takes precedence over all other publications. Because of publication delays, a listing in the Rose Registration column of the *American Rose* magazine is no longer acceptable.

- A. *Modern Roses*.
- B. *Official List of Approved Exhibition Names for Exhibitors & Judges*.
- C. *Handbook for Selecting Roses* .
- D. Recent Registrations on the ARS website.
- E. The online *Modern Roses* database.

In cases where a variety is not listed in any of the above official ARS publications, the Combined Rose List (CRL) may be used as a reference. In these cases, the primary name shown in the CRL will be considered a “temporary AEN” until the variety is included in one of the ARS publications. In the event there is a conflict regarding name, class, color or other pertinent information between the CRL and the official ARS publications, the ARS publication will prevail.

An exception to the requirement that a rose be exhibited under a name that has been recognized by the American Rose Society is made for special classes for unregistered seedlings and sports. Unregistered seedlings and sports, by definition, do not have registered names recognized by the American Rose Society.

The only other exception to the above concerns “found” roses. A “found” rose must be listed in an official ARS publication showing an accepted AEN for it to be exhibited in a class for which ARS ribbons and certificates are awarded. A listing in the CRL is not sufficient for “found” roses. Show schedule writers are encouraged to include a special class for these “found” roses that lack an official AEN.

Judges should be familiar with all these references and should have personal copies of them. During judging, it is helpful for show committees to have access to the online *Modern Roses* database, if possible, or to have available a copy of each of these references to ease the burden of judges having to carry their own copies. However, unless judges are certain these references will be available, they are obligated to provide their personal copies.

Misclassified

If the exhibitor has given an incorrect class on the entry tag, the entry must be disqualified. In this respect, the judges must be familiar with the schedule, know the varieties and their respective classes. It is important to have available the documents necessary to verify such matters as classification and color class (for color class shows and for challenge classes requiring roses of specific colors). A climbing variety that has a non-climbing counterpart (hybrid tea, floribunda, miniflora, miniature, Old Garden Roses or shrub) is exhibited in the same class as its non-climbing counterpart. Climbing hybrid teas, climbing floribundas, and climbing miniatures that do not have non-climbing counterparts are exhibited in the hybrid tea, floribunda, and miniature classes, respectively.

Misplaced

Exhibitors are responsible for their own placement errors, but not for those of a placement committee. If the show schedule states that exhibitors are to place their own entries and an entry is placed in the wrong class, it must be disqualified. If a placement committee is responsible for placing entries and the entry tag is correct, a clerk should be instructed to move the entry to its proper location. If the class to which the entry is moved has already been judged, the judges of that class must reevaluate the class to determine if the new specimen deserves an award.

Unlabeled or Mislabeled

This category includes such offenses as omission of the variety name, the class number, or the exhibitor’s name. Trivial information, such as misspelling or standard abbreviated variety names, is not grounds for disqualification. Blue ribbon specimens should be checked by the

show committee immediately after they have been judged to determine if any are lacking the exhibitor's name. This procedure makes it possible to rejudge the class, if necessary, prior to judging the Courts of Honor.

Exhibitor's Name Visible

Another labeling error requiring disqualification is the appearance of the exhibitor's name in such a way that the exhibitor's identity is revealed during judging.

Stem-on-Stem

If a specimen is exhibited with a portion of the previous stem growth attached, a stem-on-stem condition results and the specimen must be disqualified (*See Illustration No. 2*). An important exception is for the species, Old Garden Roses and shrubs, which may be shown stem-on-stem.

Only if a judge suspects a stem-on-stem may he or she carefully lift the specimen from its vase by the stem to verify the disqualification. Challenge classes calling for multiple blooms are an exception because placement of the specimens is part of the exhibit. If a stem-on-stem is present, it must be determined without touching or moving any rose in the exhibit, or by carefully lifting the specimen from its vase by the stem after the class has been judged.

Foreign Substance

As a general rule, the exhibitor may remove anything from a specimen to improve its appearance but may not add anything. Anything added to the stem, foliage, or bloom of the specimen to improve its appearance is cause for disqualification. If it is obvious that a foreign substance has been applied to the foliage, stem, or bloom of a specimen to improve its appearance, the specimen must be disqualified. Examples of foreign substances are splints, oil, green ink, paint, floral clay, pins, wires, cotton balls, or other material to hold petals in place. This disqualification also applies to exhibition aids accidentally left in or on the exhibit. The judge must be absolutely certain that a foreign substance has been added before a specimen may be disqualified. If there is some question as to the presence of a foreign substance, the specimen can be heavily penalized as not typical of the variety.

Dirt, spray residue, and bird lime are not considered foreign substances because it is highly unlikely that exhibitor applied these materials to improve the appearance of the specimen. Their presence on a specimen is a cause for penalization, depending on the degree of distraction, rather than disqualification.

Not Disbudded

Certain classes require the one-bloom-per-stem specimen to be without side buds. For judging purposes, a side bud is defined as growth emanating from a leaf axil, having sufficient maturity to display the formation of a stem, with or without a flower bud. (*See Illustrations No. 3 and No. 4*) This condition is subject to disqualification. An immature leaf with no stem is subject to penalization depending on the degree of distraction. (*See Illustration No. 5*) It is not subject to disqualification. Unless the schedule indicates otherwise, in any class calling for one-bloom-per-stem specimens, the specimen must be shown without side buds or mature side growth.

Violation Of Show Rules

If the show rules do not mention wedging material, or say that wedging material is permitted without specifying the permitted material or materials, any wedging material may be used. However, if the rules specify which wedging materials are permitted, use of any other wedging material is a cause for disqualification. If the rules say that wedging material is not permitted, use of any wedging material is a cause for disqualification.

Wedging material that protrudes above the lip of the vase is not a cause for disqualification. The entry should be penalized according to the degree of distraction.

An entry in a challenge class or collection class that does not satisfy the requirements of the class as given in the show schedule must be disqualified as violating the show rules.

Separate entries from the same garden by two or more exhibitors will disqualify all their entries. Two entries of the same variety by the same exhibitor in the same class will disqualify both entries. An exception is the judges' class. Multiple exhibitors may make separate entries in the judges' class from the same garden and may even enter the same variety of rose.

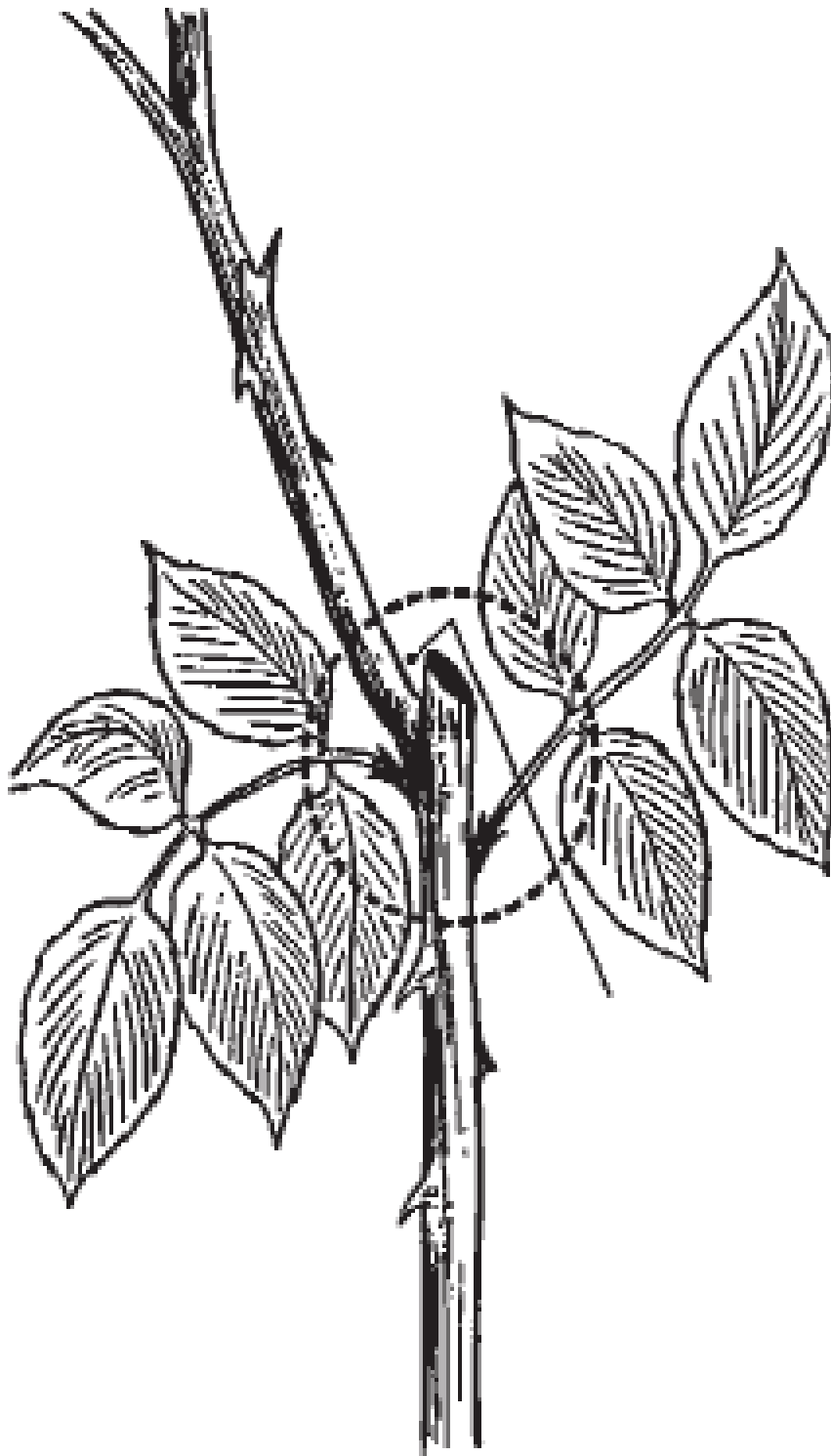
Reasons for Penalization

Unlike disqualification, an exhibit that has been penalized remains in the competition and may receive any award for which it is eligible.

Penalization is incurred when an exhibit has faults in any of the six prime elements of judging (See Chapter 6). Points are deducted according to the degree of impairment. The more serious the impairment and/or distraction, the greater the penalization. Immature side growth on a one-bloom-per-stem is cause for penalization rather than disqualification. The degree of distraction would determine the degree of penalization (See Illustration No. 5). Penalization is also applied if a rose has been groomed in such a way that the variety's characteristics are grossly altered.

However, it is perfectly acceptable for the exhibitor to remove faulty petals without penalization, provided it is skillfully done and form and symmetry are not distorted. A petal remnant can be disturbing and is subject to penalization. As a general rule, the exhibitor may remove anything from a specimen without penalization, so long as the result is undetectable by the judge and a better bloom results.


If a single element is the cause of gross penalization, a judge could be helpful to the exhibitor by noting it on the upper portion of the entry tag in a helpful way.




STEM-ON-STEM
(Illustration No. 2)



NOT DISBUDED (SIDE BUD)
(Illustration No. 3)



NOT DISBUDED (SIDE GROWTH)
(Illustration No. 4)



SIDE GROWTH (LEAF AT AXIL)
(Illustration No. 5)

CHAPTER 5

POINT SCORING: HOW—WHEN—WHY

Scorecard for the Prime Elements of Judging

Although judging is an art, judges need a yardstick to help them be consistent in arriving at quick and accurate decisions while judging. To judge roses, a frame of reference is needed — some set of standards agreed to by all. The point scoring system is a device used as a frame of reference, as a teaching aid, and as a general guideline in communication between judges. It is especially useful as a decision making aid in difficult judging situations. The point scoring system applies the numerical values assigned to each of six prime elements of judging. However, perfection probably does not exist, and the most beautiful rose is the one with the fewest faults. Judging with a positive attitude is essential.

The point scoring system is as follows:

POINT SCORING	
FORM.....	25
COLOR	20
SUBSTANCE	15
STEM AND FOLIAGE	20
BALANCE AND PROPORTION	10
SIZE	10
TOTAL.....	100

Application of the Scorecard

The judge does not actually numerically point score every specimen judged. Instead, the point score values (they may also be considered percentages of the total value) must be firmly implanted in the mind of the judge and recalled and applied subconsciously to every judging situation.

Form is one of the most important elements. Color and Stem and Foliage each have the same value as Balance and Proportion and Size combined. A total of 70 percent of the 100 points are allotted to the bloom; the remaining 30 percent reside with the rest of the specimen. The relationships of the point scoring system are recalled as the judge examines every specimen. It is a system that gives the judges a fixed point of reference as they approach any class of roses.

Because every judge uses the same numerical value for each element, his or her frame of reference should be identical with that of every other judge. Consequently, should a disagreement about the merits of a specific element arise, an equitable compromise based on the number of points to award or deduct may be more easily reached. Thus, knowledge of the value of each element in the overall point scoring system can guide the judges to a fair decision.

There may be occasions when the judges are hard pressed to decide between two or more specimens, each very close in overall quality. In such a situation, the show chairman or judges' chairman may request that the judges employ the point scoring system to make a final decision.

Each judge can be asked to point score (individually and secretly) the specimens, carefully evaluating each aspect by using the scale of points. Actual point scoring such as this

is used only in the rarest instances, when specimens are so similar in quality and presentation that no judgment based on the artistic eye alone can be fairly made. Otherwise, the judging process would be interminable. In the usual situation, judging skill and experience will lead the judge to correct decisions without having to resort to physical point scoring.

Bear in mind that the maximum number of points for each characteristic represents absolute perfection, a very elusive concept in our imperfect world. However, the judge must allow for what may be the improbable, but nevertheless possible. To allot the full 25 points to Form to every "good" rose judged is far from realistic. If 25 points is perfection, then 12 or 13 points represents the "average" bloom for every given variety. Likewise, if the full 10 points is given for size, the implication is that one will never see a larger bloom of that variety. Consequently, about seven points should be allotted to an average size bloom.

To be consistent, every "average" specimen should be assigned the same number of points, regardless of the variety. When a specimen is exceptional for its variety, it would be given greater consideration than an "average" example of that variety and awarded accordingly.

The most important aspect of point scoring is consistency. The actual number of points awarded to each element may vary widely from judge to judge. But in the end, if done consistently, the judges will agree on the same winning rose.

BE CONSISTENT

CHAPTER 6

THE SIX PRIME ELEMENTS OF JUDGING

Introduction

The job of the judge is to identify and quantify the degree to which every rose specimen approaches perfection. To do this job, six fundamental qualities have been established upon which the approach to perfection is based. These six prime elements of judging are the elements of the point scoring system. The assigned weighted values total 100 for the entire specimen and define the relative significance for each element to the whole. Penalization is incurred when an exhibit has faults in any of these elements. Points are deducted according to the degree of impairment. The more serious the impairment and/or distraction, the greater the penalization. The practical application of these assigned points is explained here.

Form – 25 Points

Form is the most valuable asset of a rose specimen in a rose show. Its value, 25 points, is the highest of all the elements. Form refers to the shape of the bloom, the configuration of the petals, the degree of openness of the bloom, and its symmetry. The proper degree of openness is determined by considering the most perfect phase of possible beauty for the particular variety. Ideal form depends on the type of rose and the number of petals that it has. A further discussion of form is contained in the chapters dealing with specific types of roses.

Color — 20 Points

Color is second in importance in the prime elements of judging a rose specimen. Color consists of three factors: (1) Hue, (2) Chroma, and (3) Brightness.

Hue refers to the visual sensation produced by the specimen and is described by the terms that are normally used to describe color, *i.e.*, red, yellow, etc. In simple terms, hue refers to the color of the rose.

Chroma is the purity of the hue, its degree of saturation, and its freedom from white or gray. Pale colors display a reduction in chroma.

Brightness combines the properties of hue and chroma and is defined as a clearness of the color in the rose. Ideally, it is manifested by a freedom from cloudiness, darkening, or muddiness. It is best described as the evenness of the hue.

Weather conditions, cultural habits and refrigeration can alter color. The judge must know the normal color range for a given variety and constantly search for the best color that the variety is able to display. Intense sun exposure may have a bleaching effect (loss of chroma) on an otherwise ideal color presentation. Refrigeration may also cause a muddying of the petals (loss of brightness). Blotching destroys evenness and is penalized. Petal damage or petal spotting, whether from fungi, dirt, insect damage or spray residue, is penalized as a color fault according to the degree of impairment.

In judging color, it is often the atypical characteristic rather than the typical that the judge must reward and not penalize. White or green petal streaks, although typical of the variety, are color faults and cause penalization according to the degree of the impairment. In varieties that tend to darken or lighten at the end of the outer petals, the even gradual transition of color from the middle to the outer edge of the petals should not be penalized. In fact, varieties that typically produce petals having blushes or shadings should be penalized if these characteristics are not present.

The American Rose Society, as the International Cultivar Registration Authority (ICRA) for roses, has divided the spectrum of rose colors into 18 color classes. These classes are

listed below, with the abbreviations that are used in ARS publications:

COLOR CLASSIFICATION OF ROSES

White, Near White and White Blend (w)
Light Yellow (ly)
Medium Yellow (my)
Deep Yellow (dy)
Yellow Blend (yb)
Apricot and Apricot Blend (ab)
Orange and Orange Blend (ob)
Orange Pink and Orange Pink Blend (op)
Orange-red and Orange-red Blend (or)
Light Pink (lp)
Medium Pink (mp)
Deep Pink (dp)
Pink Blend (pb)
Medium Red (mr)
Dark Red (dr)
Red Blend (rb)
Mauve and Mauve Blend (m)
Russet (r)

Although color class shows, in which the specimens of a particular type of rose were divided into classes based on their color classification, were once common, they have been largely replaced by alphabetical shows, in which roses of the same type are placed on the show table in alphabetical order (*See Chapter 17, Guidelines for Rose Shows*). However, some challenge classes may require roses of a specific color class or combination of color classes.

Although the stamens are not a consideration when judging exhibition form roses, the color of the stamens is a consideration when judging open blooms and singles. In open blooms and singles, the stamens and the anthers they support often have distinctive color characteristics ranging from yellow to orange to brown, even purple, which must enter into the judging of the entire specimen. The color of the stamens should be typical of the variety and not browned or blackened with age. If the golden yellow anthers of a fresh specimen have blackened, a penalty as color fault must be assessed. Blackened stamens also generally indicate that the specimen is not fresh.

Substance — 15 points

Substance is defined as the amount of moisture and starch in the petal. It constitutes texture, crispness and firmness of the petals. It determines the degree of stability and durability of form and the keeping quality of the bloom. It is an expression of the freshness of the bloom. Good substance is exemplified by the velvety appearance of many red roses, the opalescence of the pastels, and the sparkle and sheen displayed by fresh white and yellow roses.

The first evidence of a loss of substance is seen as a transition from the satiny smoothness and shiny translucence of the petal surface to a slightly dull appearance. As moisture continues to escape, the surface may become crinkled, especially on the edge of the outermost petals. Although the judge is forbidden to touch the bloom, the petals appear to be limp instead of stiff and crispy. The color of the bloom will change as the pigments become more concentrated, and the judge is obliged to penalize for both color and substance loss

because one is influenced by the other. The ultimate loss of substance is a wilted flower.

Other parts of the specimen must be examined for substance as well. The foliage should not appear wilted or droopy. In open blooms and singles the stamens must be bright and fresh and must stand up stiffly, not curl under. In addition to color loss, a decline in substance will also affect form, causing petals to droop. Thus, although substance itself accounts for only 15 of the 100 points allotted to the ideal rose, it is inextricably tied to the elements of form and color.

Stem and Foliage — 20 points

Of the six prime elements of judging a rose specimen, the only element that does not consider the bloom is stem and foliage. The stem should be straight with intact prickles, of proper length (see *“Balance and Proportion”*), and should support the bloom and foliage. The foliage must be clean, healthy, and free from insect damage, fungus infection and pesticide spray residue, and should frame the bloom. Even though evaluation of stem and foliage does not consider the characteristics of the bloom, the bloom cannot be completely ignored when evaluating the stem and foliage because the judge must determine if the foliage frames the bloom. The sepals are considered part of the bloom, not part of the foliage.

There are varieties whose growth habit produces crooked or “stair-step” stems. Although sometimes typical of the variety, such a stem is considered a fault, subject to penalization. Stems should be neither coarse nor gross, nor should they be too thin. The peduncle, as the upper extreme of the stem, should also be straight and able to support the weight of the bloom without undo nodding. The length and thickness of the peduncle is genetically determined. Like the straightness of the stem, the judge should look for an eye-pleasing presentation. An extraordinarily thick or long peduncle may be typical of a variety, but if it is distracting, it is considered a fault and subject to penalization.

Although stem and foliage only accounts for 20 percent of the points, it is a major source of disqualification. The stem may be a basal growth emanating from, at, or near the bud union, or it may be lateral growth. The specimen must not be a “stem-on-stem” (See *Illustration No. 2*). “Stem-on-stem” refers to a lateral stem that includes a portion of the stem from which it originates. With an exception for species, Old Garden Roses, and shrubs, which may be exhibited stem-on-stem, such a specimen is disqualified. Side growth coming from a leaf axil on the stem may be subject to disqualification or penalization, depending upon the nature of the side growth. If it is sufficiently mature to show a stem, with or without a flower bud, it is subject to disqualification (See *Illustrations No. 3 and No. 4*). However, immature side growth without a stem, such as a leaf or leaflet shown in *Illustration No. 5*, is subject to penalization for poor specimen grooming practice.

The removal of side growth very early in the development of a side bud is good grooming technique and results in an innocuous scar, if any, and usually does not incur a penalty. Late removal of such growth usually leaves a noticeable scar, which will detract from the beauty of the exhibit and should then be penalized. Remember, disbudding technique may or may not result in penalization of the specimen, but failure to disbud is grounds for disqualification in a one-bloom-per-stem exhibit. Because the stem and foliage only account for 20 points, the judge should not overly penalize specimens that have faults in stem and foliage, such as torn or missing leaves, crooked stems, or disbudding scars.

Prickles (thorns) removed from the stem above the rim of the rose vase will incur a penalty, but they may be removed from any part of the stem that extends into the vase.

Rose leaves consist of three, five, seven, and even nine (on certain species roses) leaflets, with fewer leaflet leaves at the upper portions of the stem and the greater number farther down. Some varieties may produce single or double leaflets at the uppermost portion of

the stem. These leaflets are considered a fault only if they detract from the overall appearance of the specimen whether viewed from the top or side. If they do not detract, no penalization should be incurred. This also applies to the undeveloped leaf structures (bracts) that grow along the peduncle of many varieties. Some bracts are extremely large and may detract from the appearance of the bloom. Skillful exhibitors may trim such bracts so that no penalty will be assessed at all. It is all a matter of the visual impact that these factors have upon the viewing judge that will determine the degree of penalty, if any.

When a specimen is viewed from the top, the bloom should be surrounded by a more or less circular frame of foliage with minimal gaps. In profile, the leaves should appear symmetrical in their stacking sequence and be evenly spaced. Thus, while the stem serves to support the bloom, the foliage acts as a natural frame for the enhancement of the bloom. Any deviation from these objectives of stem and foliage is cause for some penalization.

Balance and Proportion —10 Points

Balance and proportion is that physical property of a rose specimen that combines the relative sizes of bloom, stem and foliage into an aesthetically pleasing exhibit. Stem length is of critical importance. The stem must not be too long or too short, but there must be a proper relationship between it and the size of the bloom. Because bloom size is so variable, there is no ideal set stem length. Various “rules of thumb” have been devised and may be helpful, especially to the beginning judge. One “rule of thumb” states the stem length should be approximately six times the height of the bloom. This holds true for large roses and miniatures.

However, there is no substitute for observation and experience. A huge bloom on a short stem or, conversely, a tiny flower atop very long stem presents an awkward appearance that is not difficult to discern. The element of balance and proportion provides the judge with an additional tool to evaluate the quality of an exhibit as a whole.

Balance and proportion, like beauty itself, is in the eye of the beholder. There is no prescribed circumference for a bloom, no standard stem length, no definitive spread of the foliage. Balance and proportion involves acquired value judgment, one attribute that makes judging an art. A judge needs an innate sense of what is in balance and what is not. This also holds true for exhibits of sprays and collections.

Size — 10 Points

Size refers to the actual dimensions of the bloom. The judge must be familiar with the average size for the bloom of a specific variety. There may be times when the bloom of a particular variety is larger than usual for that variety. Such a bloom should be rewarded for its superiority in this element. Conversely, an undersized bloom of the same variety should be penalized appropriately. Considering the element of size when all other factors are equal, a good larger bloom would always prevail over a good smaller bloom of the same variety. Likewise, the larger bloom of a normally smaller-bloom variety will take precedence over a smaller bloom of a normally larger-bloom variety. Size can be the determining factor for a winning rose. However, size alone should not sway a judge into ignoring the other important elements in judging the rose.

Size in miniature varieties is treated differently (*See Chapter 10, regarding size considerations in miniatures*). Consideration of size in sprays is two-fold, the size of the entire spray and the size of the individual florets (*See Chapter 8, Judging Floribundas and Polyanthas*).

CHAPTER 7

JUDGING HYBRID TEAS AND GRANDIFLORAS

Definition

The one-bloom-per-stem exhibition form of the hybrid tea is characterized by petals spiraling symmetrically from a high, pointed center to yield a solitary bloom borne on a long straight stem. Its abbreviation in rose references is HT.

The grandiflora rose is an American rose classification. It is a rose having hybrid tea bloom characteristics but a bit smaller and with a tendency to produce multiple blooms like the floribunda. Its abbreviation in rose references is Gr.

Because the bloom characteristics are so similar between these two classes of roses, they are judged similarly and are therefore grouped together in this discussion and most show schedules. The term “hybrid tea” is used throughout this discussion and also refers to grandifloras.

Disbudding

Hybrid Tea Queen, Hybrid Tea King, and Hybrid Tea Princess of the Show (and other members of the Hybrid Tea Court of Honor) are chosen from the hybrid tea and grandiflora one-bloom-per-stem class. The specimens must be disbudded, with any side growth being grounds for penalization or disqualification, as appropriate. (See *Illustrations No. 3, No. 4 & No. 5*)

Stem-on-Stem

A stem-on-stem on either a hybrid tea or grandiflora specimen is a disqualification. Review Stem-on-Stem disqualification in Chapter 4 and *Illustration No. 2*.

Point Scoring

FORM.....	25
COLOR	20
SUBSTANCE	15
STEM AND FOLIAGE	20
BALANCE AND PROPORTION	10
SIZE	10
TOTAL.....	100

The judge must constantly remember that the values allotted to the six prime elements of judging are maximum values for absolute perfection. Leeway must be allowed for that ever-present possibility of encountering a better specimen of that variety.

JUDGING ONE-BLOOM-PER-STEM HYBRID TEAS AND GRANDIFLORAS

Form

Classic hybrid tea form, a bloom gracefully shaped with the petals symmetrically arranged in an attractive circular outline tending to a high center, is allotted the greatest number of points of the point scoring system.

In order to judge the form of a rose it must be viewed from the top and from the profile. From the top the outer petals of the bloom should display a circular outline. The inner petals should begin at a point in the center and gracefully spiral toward the outer row of petals in a symmetrical pattern, with the distance between the rows of petals evenly spaced. (See *Illustration No. 6*) The greater the number of petals in the specimen, the farther open the bloom should be. This can more readily be determined by viewing the bloom in profile. When viewed from above, the center should appear high and well defined. There should be no evidence that the center is balled (with the center petals turning inward), snubbed, confused, or split (petals arranged forming a cleavage resembling two or more centers; See *Illustration No. 6A*). A lopsided bloom, regardless of the other favorable features it may have, is a fault of form and should be penalized. These faults each warrant a penalty according to the degree of visual impairment, but they are not grounds for disqualification.

It is perfectly acceptable for the exhibitor to remove faulty petals. As a general rule, the exhibitor may remove anything from a specimen without penalization, so long as the result is undetectable by the judge and a better bloom results. A petal remnant can be disturbing and subject to penalization. On the other hand, nothing may be added to "improve" a specimen. A specimen to which a foreign substance has been added is disqualified.

Blooms can be described as being "many-petaled" or "fewer-petaled". However, these are very subjective terms. Every variety has its own opening characteristics, and the number of rows of petals that should be open, as described above, is an approximation to serve only as a guideline. Varieties vary significantly in opening characteristics, and each variety achieves perfection of form in different stages of openness.

Many-Petaled Roses

In the many-petaled roses, the bloom should be two-thirds to three-fourths open. This rather subjective guideline can best be estimated by the number of rows of unfurled petals, in this case four to five rows. A specimen must have attained a sufficient degree of openness for the judge to be able to determine that, in fact, the high-pointed center does exist without imperfections. Any bloom that has not achieved this degree of openness must be penalized for lack of proper form. Some varieties, because of their opening characteristics, present their most appealing profile when the outer row of petals fall slightly below the horizontal plane. In these cases, the judges must be able to distinguish between this normal opening behavior and drooping petals caused by age and lack of substance. In any case, a symmetrical form is created by unfurling petals that are evenly spaced. Gaps and/or lopsided petal formation would be penalized on form.

In profile, the true beauty of the hybrid tea form is most apparent. Unless the specimen is part of a challenge class, it is permissible to view the profile by raising the vase so that the bloom is at eye level and turning the vase and specimen with the vase as the pivotal point. The bloom itself must never be touched in any way for any reason. The desired shape is conical as the bloom extends from the high-pointed center down to the broad base of unfurled petals on a horizontal plane (See *Illustration No. 7*), but these shapes and corresponding profile views are not the same for all roses. Most hybrid teas have a sufficient number of petals so that the outer row lies in a horizontal plane at the proper degree of openness. (See *Illustrations No. 8 and No. 8A*)

Fewer-Petaled Roses

Some varieties inherently bear fewer petals and still are capable of demonstrating the high-pointed center. For the most part, these fewer-petaled varieties are at their most beautiful stage at one-third to one-half open, which translates to at least three or four rows of petals flaring out from the center. When viewed in profile, these varieties may not have their outer

rows of petals at the horizontal plane. There will probably be varying degrees at which the outer petals will angle up from the horizontal. (See *Illustration No. 8A*)

There are rare instances of a fewer-petaled variety being most appealing at the one-third to one-half open stage, just beyond the bud stage, with only two to three rows of petals unfurling in the classic hybrid tea form. However, the bloom must be beyond the bud stage in its degree of openness. (In judging and exhibition parlance, a bud is that stage of development having the sepals fully separated and folded down to the peduncle, the petals just beginning the slightest unfurling, and the configuration of the center usually not fully evident.)

Quilling and Other Petal Formations

The arrangement of unfurling petals should be symmetrical and evenly spaced, with no apparent gaps or voids. The outline of the outer petals should be circular, and many varieties conform to this desirable quality. However, the petals of some varieties roll to form a point, known as quilling. When viewed from the top, such varieties may display a star-shaped outline with four, five or six points to the star (each quilled or rolled outer petal being considered an individual point). The more points that appear to be touching the imaginary circular outline, the better form the bloom possesses; the fewer that touch, the more severe the penalty.

Some varieties even show a rectangular configuration of the outer petals caused by quilling of the outer petals at the same time. Some varieties exhibit a triangular view from the top. The degree of penalization assessed by such formations depends entirely upon how close the imaginary circular outline is achieved and whether or not distracting voids are evident.

The split center, discussed above, is a penalization for form. Another type of center occurs when a petal near the center of the bloom curves back on itself. Such a recurved center may look like a split center but it is not. Depending upon how disturbing a recurved petal is to the judge's eye, a penalty in form is appropriate; however, it ranks as a less severe fault than a split center.

Color

As with all classes of roses, petal color should be bright, clear, clean, and typical of the variety. Color striping that is a characteristic of the variety, distinct from the green or white color fault streaking, is not a fault. The stripes should be uniformly distributed along the petals and around the bloom to preserve color symmetry. White or green streaks on the outer petals of a specimen are subject to penalization. Many hybrid tea and grandiflora blooms, particularly the reds, react negatively to refrigeration by attaining a bluish cast known as "bluing" and are subject to penalization. Review the portion of Chapter 6 referring to color for more detail.

Substance

Review the general characteristics of substance in Chapter 6. The judge must be particularly alert to varieties that normally present a crinkled petal edge and not fault such a bloom for lack of substance.

Stem and Foliage

The stem should be straight with intact prickles and should support the bloom and foliage. The foliage must be clean, healthy, and free from insect damage, fungus infection, and pesticide spray residue, and should frame the bloom. Even though evaluation of stem and foliage does not consider the characteristics of the bloom, the bloom cannot be completely ignored when evaluating the stem and foliage because the judge must determine if the foliage frames the bloom.

The judge should refrain from being so impressed with the foliage that the bloom escapes a thorough evaluation. Remember, the bloom accounts for 70 percent of points

assigned to an exhibit and stem and foliage only 20 percent. Torn or damaged leaves may warrant a penalty if the damage detracts from the beauty of the specimen. Leaf edges may be trimmed without penalty, if done skillfully to improve the specimen. However, because the stem and foliage only account for 20 percent, the judge should not overly penalize specimens that have faults in stem and foliage, such as torn or missing leaves, crooked stems, or disbudding scars.

As with petals and leaflets, an entire leaf may be removed without penalty unless such removal leaves a void that is distracting and causes a problem of balance and proportion to the specimen. Broken, missing or dirty prickles occurring above the rim of the vase must incur a penalty but are of trivial importance. If the bracts present near the peduncle are gross or the sepals are large enough to be distracting, this would be subject to penalization depending on the degree of distraction. The exhibitor may trim them to improve the specimen. Review the general characteristics of stem and foliage in Chapter 6 and the discussion of stem-on-stem in Chapter 4 as a disqualification.

Balance and Proportion

It is most important that the length of stem be proportional and in balance with the size of the bloom that it supports. Too long or too short a stem may be cause for penalization depending on the degree to which it disturbs the balance and proportion of the exhibit. Review the general characteristics of balance and proportion in Chapter 6.

Size

Review the general characteristics of size in Chapter 6. When all other elements are equal with two specimens, size can play an important part in determining the best exhibit.

JUDGING SINGLE HYBRID TEAS AND GRANDIFLORAS

The minimum number of petals possessed by blooms of the genus *Rosa* is four. A single HT is defined by the Classification Committee as having a petal count of 4-8 petals. This should not to be confused with a “one-bloom-per-stem” specimen which is sometimes, and erroneously, also called a single. Singles are usually exhibited in classes designated for “single blooms”. A single hybrid tea bloom is considered to be at its most perfect phase of possible beauty when fully open. Because the form of a single hybrid tea deviates so drastically from the ideal exhibition form of a hybrid tea, these specimens are precluded from becoming Hybrid Tea Queen of Show or receiving any other Hybrid Tea Court of Honor awards. .

The show schedule may allow a single hybrid tea to be exhibited as an individual bloom, either disbudded, with side buds, and/or as a spray. When shown as a one-bloom per-stem specimen, the petals of the open bloom should lie uniformly flat (horizontal) and be evenly spaced. The stamens must be visible, as they become a part of the form consideration (See *Judging Open Bloom Hybrid Teas and Grandifloras below*). In fully open single blooms, the stamens and the anthers they support often have distinctive color characteristics from yellow to orange to brown, even purple, which must enter into the judging of the entire specimen. If the golden yellow anthers of a fresh specimen have blackened, a penalty for a color fault must be assessed.

When shown as a single hybrid tea spray, unwanted growth may be removed and the specimen may be disbudded to eliminate an excess of buds. Ideal single rose sprays have many open blooms and the desired circular outline of the spray.

JUDGING DECORATIVE HYBRID TEAS AND GRANDIFLORAS

Not all hybrid teas and grandifloras present the classical exhibition form, yet they express a beauty of their own but can rarely compete with classical hybrid tea form. They are often referred to as “decorative” roses. Instead of the high-pointed center, they usually present a flat, cupped or even sunken center. Instead of a symmetrical spiral of petals, they may display a more “informal” configuration of ruffled petals.

Although the “exhibition” form will win over the “decorative” form, the judge must not pass by a decorative rose without consideration. Ribbons, including blue ribbons, are certainly appropriate for “decorative roses” which are presented at their most pleasing aspect for the particular variety. On occasion, a rose having the reputation of being a “decorative” rose may succeed in being atypical for its variety and demonstrate the high- pointed center and all the other characteristics usually ascribed to an “exhibition form.” The fact that a hybrid tea is normally a decorative rose should not prevent a superior, atypical specimen from reaching the Hybrid Tea Court of Honor.

JUDGING HYBRID TEA AND GRANDIFLORA OPEN BLOOMS

Although classic hybrid tea exhibition form is the ideal, many hybrid tea and grandiflora roses demonstrate great beauty when fully open. Most rose show schedules accommodate these roses in a special class for open blooms. The term “open bloom” is preferred over “full blown,” which is sometimes used to describe this stage.

The rules for disqualification that apply to other rose specimens, including the rule that the specimen be exhibited without side buds, also apply to open bloom hybrid teas and grandifloras. All the prime elements of judging except form are evaluated the same way for open blooms as they are for exhibition stage blooms.

Obviously, an open bloom is not at “exhibition stage” and cannot be judged by the same criteria of form. The open bloom should be open yet still fresh with bright fresh stamens. The judge looks for the same symmetry of the petals with a circular outline of the outer petals with the stamens exposed. Petaloids, which are immature or incompletely formed petals, often form on the innermost row of petals and can only be seen in an open bloom. Petaloids may enhance or detract from the beauty of a specimen. The exhibitor is free to remove them, but it must be done skillfully without leaving a remnant and must not adversely affect the symmetry of the open bloom.

The ideal form for an open bloom is with all or most of the petals lying more or less flat on a horizontal plane but still fresh, with good substance, and bright, fresh stamens exposed. Sometimes, to give greater exposure to the stamens or to convert a bloom that is past exhibition stage to an open bloom, the exhibitor may remove the petaloids and even inner petals and/or try to push the bloom open. Because many of the remaining petals do not lie on a horizontal plane, the specimen has a “tunnel” appearance as if the center has been scooped out to expose the stamens. This is a cause for penalization of form.

JUDGING HYBRID TEA AND GRANDIFLORA SPRAYS

A spray is defined as two or more blooms on a stem. One bloom flanked by one or more immature (green) buds is not a spray, and such a specimen should be eliminated from consideration for any award for a spray as it does not meet the criteria of a spray.

Hybrid tea and grandiflora sprays should be judged by the same standards as floribunda sprays (See *Chapter 8 Judging Floribunda and Polyantha Specimens*). Because hybrid teas and grandifloras have the classical high-centered form, ideally all of the individual florets in such a spray should be in the “exhibition stage” if this is typical of the variety. Penalization may be

assessed according to the degree of departure from this ideal condition. However, an exhibit of a hybrid tea or grandiflora spray displaying some stages of bloom should not be excluded from consideration. The “ideal” spray of an exhibition form hybrid tea or grandiflora showing all blooms at the same stage would take preference over one showing stages of bloom, if all other elements are equal. Consideration of size relative to sprays is two-fold, the size of the entire spray and the size of the individual florets.

JUDGING CLIMBING HYBRID TEAS AND GRANDIFLORAS

The climbing sports of hybrid tea and grandiflora roses must not be entered in the climber class. They must be exhibited in the standard hybrid tea and grandiflora classes of their non-climbing counterpart, must be judged by the same standards as these roses, and are eligible for Hybrid Tea Queen of the Show and other Hybrid Tea Court of Honor awards. Varieties classified as climbing hybrid teas that do not have a non-climbing counterpart must also be exhibited in the hybrid tea classes. The schedule should be clear as in which classes these varieties must be exhibited.

HYBRID TEA AND GRANDIFLORA AWARDS

The following blue-ribbon winners are eligible for the Hybrid Tea Queen, King and Princess: one-bloom-per-stem hybrid teas, climbing one-bloom-per-stem hybrid teas, one-bloom-per-stem grandifloras, and one-bloom-per-stem climbing grandifloras. The best three roses in these classes are eligible for the ARS Gold, Silver, and Bronze Certificate Awards for Hybrid Tea Queen, King, and Princess of the Show, respectively. The number and titles of any additional specimens to make up a Court of Honor are at the discretion of the local show committee.

If blue-ribbon winners from the novice, junior, and/or small garden classes are eligible for the Court of Honor, more than one specimen of a particular variety could be selected for the Court of Honor. There is no ARS rule that would prevent more than one specimen of the same variety from being on a Court of Honor.

In addition to the Medal Certificates for the one-bloom-per-stem specimens, the ARS offers the following certificates for the best blue-ribbon winners in each of the following categories:

Hybrid Tea Spray


Grandiflora Spray

Large Rose Single Bloom

Large Rose Open Bloom (formerly the Hybrid Tea Open Bloom)

The Best Hybrid Tea Open Bloom Certificate has been changed to the Best Large Rose Open Bloom Certificate. At the option of the local show committee, the open blooms of other types of large roses, such as grandifloras and floribundas, also may be eligible to receive this award.


Certificates are also offered for certain challenge classes and collections that may comprise hybrid teas and/or grandifloras. *See Chapter 14, Judging Challenge Classes and Collections*, for a list of these awards.



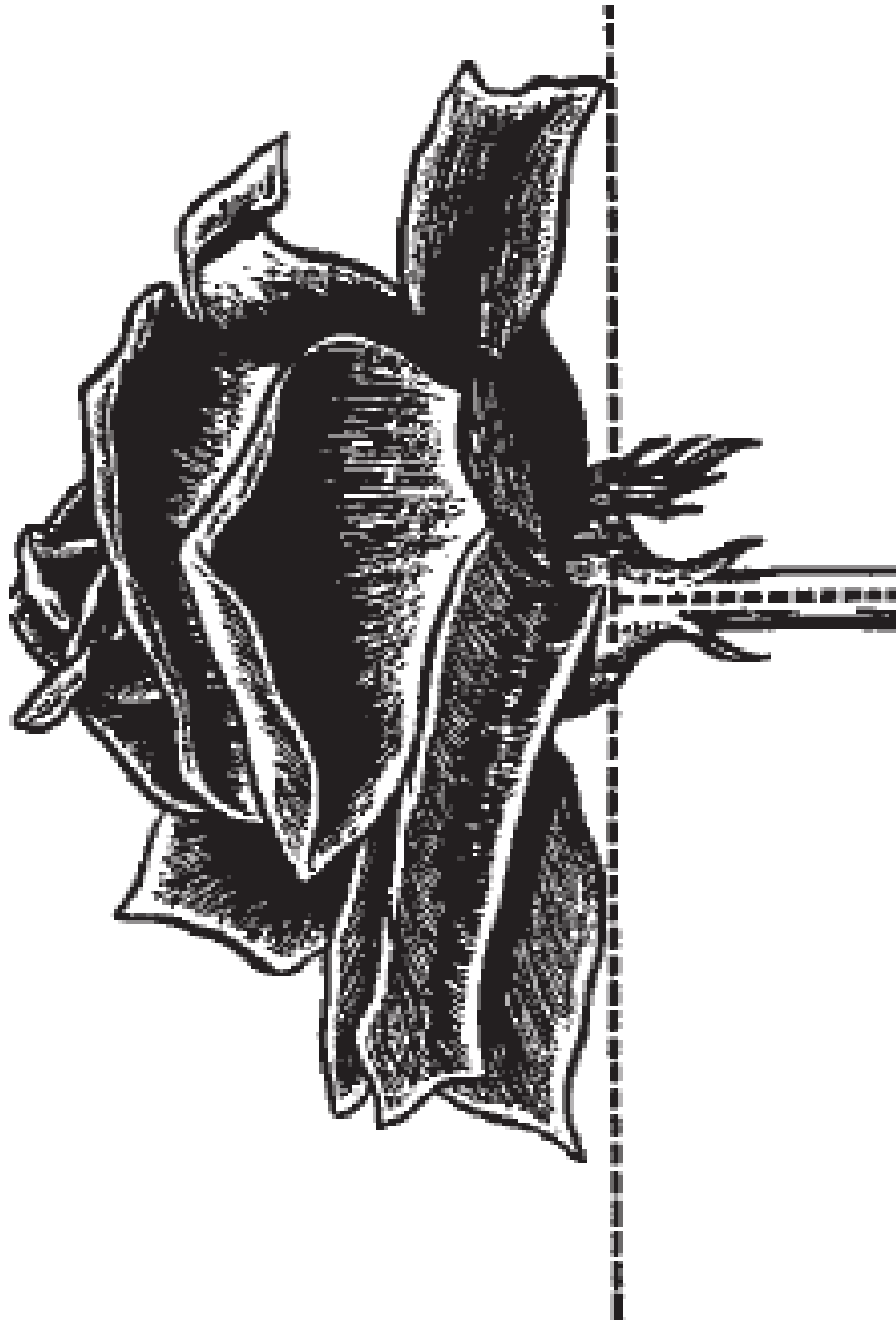
FORM
(TOP VIEW)
(Illustration No. 6)




FORM
(SPLIT CENTER)
(Illustration No. 6A)



***FORM — DEGREE OF OPENNESS
(PROFILE VIEW)
(Illustration No. 7)***



***FORM — DEGREE OF OPENNESS
(PROFILE VIEW)
(Illustration No.8)***



*FORM — DEGREE OF OPENNESS
(PROFILE VIEW)
(Illustration No. 8A)*

CHAPTER 8

JUDGING FLORIBUNDAS AND POLYANTHAS

Definition

Floribundas are cluster-flowered roses as opposed to the one-bloom-per-stem hybrid teas. The class originated as a cross between the hybrid tea and the polyantha. The bloom cluster is called the inflorescence and consists of a number of individual blooms or florets. The term spray is sometimes used synonymously with inflorescence or cluster. A spray is described as a group of florets emanating from the main or lateral stem that contribute to the total inflorescence. Thus, an inflorescence is composed of one or more sprays of florets. It has become common practice in show schedules and ARS awards to use the term “spray.” For the purpose of simplicity, the term “spray” is used in this manual instead of inflorescence or cluster. A spray must bear two or more blooms to be eligible for exhibition. The abbreviation for floribunda in rose references is F.

Polyanthas, a forerunner of the floribunda class, are low-growing plants that may produce 50 or more small florets in a large spray and tend to bloom through the growing season. The abbreviation for polyantha in rose references is Pol.

Disbudding

Floribunda sprays and polyantha sprays do not have to be disbudded. However, a degree of disbudding can be done to improve the overall appearance of a specimen. For example, the center bud of a spray is often removed to encourage a more even opening of the remaining florets. Side buds along the cane may also be removed to avoid lateral growth from terminating above or below the main spray or by adding unpleasing bulk to it. In any event, disbudding is not penalized if carefully done. Although residual stubs and black scars at the disbudding site can detract from the specimen and should incur a stem and foliage penalization, the judge should not overly penalize specimens that have disbudding scars because stem and foliage only account for 20 percent of the total points.

Stem-on-Stem

A stem-on-stem on either a floribunda or polyantha specimen is a disqualification.

Point Scoring

FORM.....	25
COLOR	20
SUBSTANCE	15
STEM AND FOLIAGE	20
BALANCE AND PROPORTION	10
SIZE	10
TOTAL.....	100

The judge must constantly remember that the values allotted to the six prime elements of judging are maximum values for absolute perfection. Leeway must be allowed for that ever-present possibility of encountering a better specimen of that variety.

JUDGING FLORIBUNDA AND POLYANTHA SPRAYS

A spray is defined as two or more blooms on a stem. One bloom flanked by one or more immature (green) buds is not a spray. Such a specimen should be eliminated from consideration for any award for a spray as it does not meet the criteria of a spray.

Form

There are two important considerations in judging the form of sprays: (1) the overall shape and configuration of the spray; and (2) the form of the individual florets.

Overall Form

Overall form refers to the visual impact of the spray. The effect must be pleasing to the eye. The other five prime elements of judging weigh heavily on overall visual impact and each must be considered individually. But initial visual impact is determined before a closer look. The ideal spray should be symmetrical from both the top and side views. From the top the florets should be arranged in a regular outline, which may be circular, oblong, rectangular, triangular or any other geometric shape so long as maximum symmetry is maintained. There should be no gaps or irregular spaces between florets. (See *Illustration No. 9*) Uniformity of appearance is the key to judging overall form. When viewed from the profile, maximum uniformity is again the ideal. The spray may appear flat with all of the florets at the same level, or rounded with the center florets slightly higher than those at the outer edge to present a rounded or domed appearance. (See *Illustrations No. 10 and No. 11*) Often if some disbudding is not done, there will be growth either above or below the main spray. This is a distraction and is subject to penalization for form, depending on the degree of distraction. (See *Illustration No. 12*)

Each individual spray of an inflorescence need not arise from the same leaf axil. It can come from one or more axils below the main stem, so long as it contributes to the overall pleasing visual impact of the inflorescence as described below. (See *Illustration No. 13*)

To present an overall pleasing appearance, the exhibitor may eliminate spent blooms and/or unwanted growth as well by disbudding as described earlier. A penalty for form and/or stem and foliage may be imposed if such grooming is not skillfully done, depending on the degree of impairment. However, good grooming practices should not be penalized.

Individual Floret Form

All floret forms, from that of the classic hybrid tea, to the single bloom, to the decorative bloom, to the informal Old Garden Rose are found in floribundas. For this reason the judge should continually work at becoming familiar with the forms that the many varieties are capable of displaying. Those varieties that are capable of exhibiting hybrid tea form should present blooms that follow hybrid tea standards and are judged as such. Varieties that tend to exhibit all of their blooms fully open at the same time should demonstrate that characteristic to obtain the maximum number of points. In each of these cases, the specimens that show the largest number of individual florets at the exhibition stage for that variety should be given preference over those that do not. No preference is given to those varieties that have hybrid tea form.

Color

The color of a floribunda is judged by the color standards applied to every other class of roses. Petal color must be typical of the variety. Because some varieties may bear florets in the fully open stage, special attention must be given to stamen color.

Substance

Petal crispness and freshness is a standard characteristic of substance. Review the general characteristics of substance in Chapter 6.

Stem and Foliage

The stem should be straight and strong enough to support the spray without a distracting nod. The stem (including the prickles) and foliage should be clean and free of spray residue, dirt, and evidence of disease and insect damage. When viewed from the top, the spray may block the judge's view of the framing foliage. The specimen should also be viewed in profile from all angles to see if a missing set of leaves or a torn leaflet disturbs aesthetics and to determine the symmetry of the specimen. A pleasing appearance is the criterion being sought. Immature side growth at the leaf axils can be distracting and a penalty is in order to the degree of distraction.

Balance and Proportion

The judging of balance and proportion in sprays differs from that in hybrid teas because not as much stem and foliage is required to balance a spray as is required to balance a solitary bloom. In many instances, two sets of leaves below the lowest lateral cane are sufficient because there are additional sets of leaves at the axils from which each lateral spray originates (*See Illustration No. 13*). To achieve true balance would require a stem that was too long and too thick to be aesthetically pleasing. Whether the overall appearance of an exhibit is pleasing or disturbing because of stem length and the density of the foliage (or lack of it) resides with the judge's sense of aesthetics.

There are many instances in which a spray is comprised of so many lateral sprays that it appears out of balance with only two sets of leaves. Thus, the judging of balance and proportion of such a specimen rests with the aesthetic senses of the judge.

A spray of massive proportions seldom, if ever, makes a satisfactory exhibit. To achieve balance would require a stem that was too long and too thick to be aesthetically pleasing. Such a specimen usually cannot be contained in the exhibition vase because of its size. Any attempt to overcome this imbalance by shortening the stem would result in a specimen even more distracting to the eye.

Size

As with form, there are two important considerations in judging size in sprays: (1) the size of the overall spray; and (2) the size of the individual florets.

Overall spray

The size of the spray and the number of florets it may contain differ widely among varieties. Some varieties may bear a spray a foot across, while others may normally be a third of that. Some may have dozens of florets and others, three to five. If the specimen is larger than a typical specimen of that variety, but still within the bounds of pleasing balance and proportion, it should be rewarded. When comparing two specimens of the same variety, the more florets at exhibition stage, the better. All other things being equal, a spray that is larger than typical for a specific variety would be given more consideration than a spray of average size for the same or another variety.

Individual Florets

Floret size should be typical of the variety. Anything less than average size is subject to penalty; anything larger should be rewarded, again if within the bounds of pleasing aesthetics.

JUDGING ONE-BLOOM-PER-STEM FLORIBUNDAS

A floribunda may be exhibited as a one-bloom-per-stem specimen only if a special class is provided in the schedule. It must be disbudded and cannot be shown stem-on-stem. One-bloom-per stem floribundas should never be exhibited in the same classes as sprays or intermixed with hybrid teas and grandifloras. The one-bloom-per-stem floribunda is not eligible for Hybrid Tea Queen of Show or any other award on the Hybrid Tea Court of Honor.

Many types of flower forms are found in the florets of floribundas: classic hybrid tea form; single, semi-double, and other decorative forms; and the informal Old Garden Rose form. For this reason it is important that the judge continually work at becoming familiar with the forms that the many varieties of floribundas are capable of displaying. As with all classes of roses, each specimen should be judged by the standards of its own variety. Unlike in the judging of hybrid teas and grandifloras, in the selection of the Best Floribunda One-Bloom-Per-Stem, no preference is given to those blooms that have classic hybrid tea form.

Because of the relatively small size of the individual florets, polyanthas are not normally exhibited as one-bloom-per stem specimens. They are the only class of roses in which specimens are normally only exhibited as sprays.

JUDGING FLORIBUNDA OPEN BLOOMS

Some schedules may include a class for floribunda open blooms. The open bloom floribundas are judged by the same standards as hybrid tea open blooms. (See *“Judging Open Bloom Hybrid Teas and Grandifloras”* in Chapter 7). The ideal form for an open bloom is with all or most of the petals lying more or less flat on a horizontal plane but still fresh, with good substance, and bright, fresh stamens exposed.

Those floribunda varieties that are at their best as open blooms, that is, those whose exhibition stage is fully open, typically single and semi-double varieties, must be exhibited in classes for one-bloom-per-stem floribundas, not in the class for floribunda open blooms.

FLORIBUNDA AND POLYANTHA AWARDS

The Floribunda Spray Queen, King, and Princess of the Show are selected from the Floribunda Spray classes. The best three roses in these classes are eligible for the ARS Gold, Silver, and Bronze Floribunda Spray Certificate Awards for Floribunda Spray Queen, King, and Princess of the show, respectively. The number and titles of any additional specimens to make up a Floribunda Spray Court of Honor are at the discretion of the local show committee.

In addition to the Medal Certificates for the Floribunda Spray specimens, the ARS offers the following certificates to the best of the blue-ribbon winners in each of the following categories:

Floribunda Spray (used only if the Floribunda Gold, Silver, and Bronze Certificates are not used)

Floribunda One-Bloom-Per-Stem

Polyantha Spray

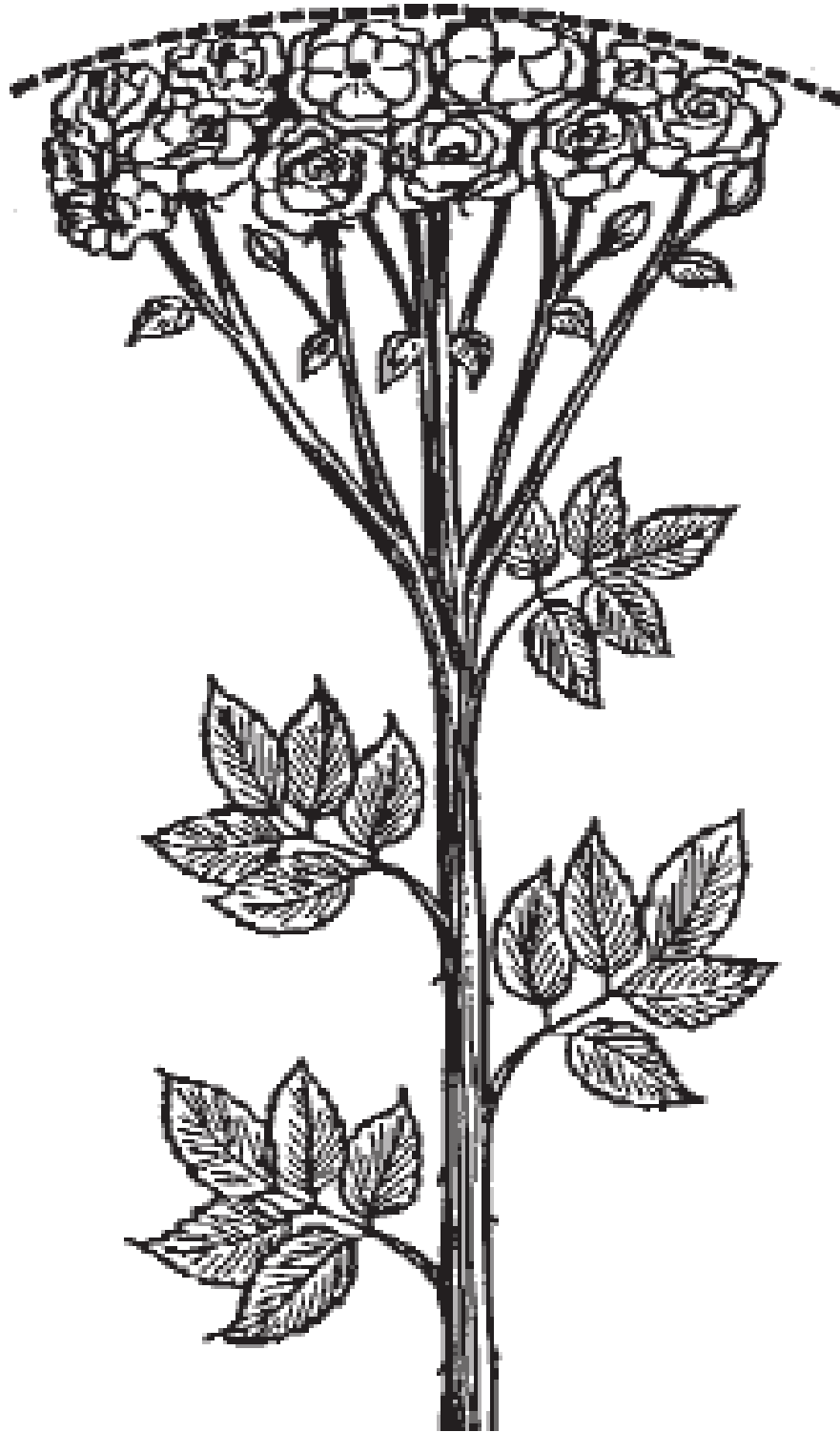
At the option of the local show committee, the floribunda open blooms may be eligible for the Best Large Rose Open Bloom Certificate.



FORM — SPRAY
(TOP VIEW)
(Illustration No. 9)



*FORM — SPRAY
(PROFILE VIEW
(Illustration No. 10)*



FORM — SPRAY
(PROFILE VIEW)
(Illustration No. 11)



FORM — SPRAY FAULTS
(PROFILE VIEW)
(Illustration No. 12)



FORM — SPRAY
(SPRAY FORMED BY SEVERAL SPRAYS)
(Illustration No. 13)

CHAPTER 9

JUDGING MINIFLORAS

Definition

The miniflora classification is a new, American term, classification. The term was donated to the ARS use by hybridizer J. Benjamin Williams. The miniflora class was developed for cultivars in which bloom and bush size are too large to be classed as miniatures but not large enough to be classified as large roses. The class shows many characteristics of the hybrid teas in both form and in a tendency to bloom as a one-bloom-per-stem specimen. The class name is now in the public domain and should be written as miniflora. The abbreviation for the class in rose references is MinFl.

Disbudding

Miniflora rose specimens may be shown as one-bloom-per stem specimens, as sprays, or as open blooms. The one-bloom-per stem entries must be shown disbudded. All the penalty and disqualification rules that apply to hybrid tea one-bloom-per stem specimens also apply to one-bloom-per stem miniflora specimens.

Stem-on-Stem

A stem-on-stem on a one-bloom-per stem miniflora specimen is a disqualification. (See *Stem-on-Stem disqualification in Chapter 4 and Illustration No. 2.*)

Point Scoring

FORM.....	25
COLOR	20
SUBSTANCE	15
STEM AND FOLIAGE	20
BALANCE AND PROPORTION	10
SIZE	10
TOTAL.....	100

The same point values allotted to the six prime elements of judging for hybrid teas, grandifloras, floribundas, and miniatures are also applied to minifloras. The judge must constantly remember that the values allotted to the six prime elements of judging are maximum values for absolute perfection. Leeway must be allowed for that ever-present possibility of encountering a better specimen of that variety.

JUDGING ONE-BLOOM-PER-STEM MINIFLORAS

Form

Miniflora blooms can show the classic hybrid tea form as well as decorative form. In general, the form element for miniflora one-bloom-per stem specimens follows that of the hybrid tea, but on a reduced-size scale (See *“Form” in Chapter 7, Judging Hybrid Tea and Grandiflora Specimens*).

The classic hybrid tea form displays a high pointed center, with petals unfurling from the point in a symmetrical spiral to the outer row of petals that ideally, but not always, depending upon the variety, lie along a horizontal plane as illustrated in *Illustrations 8 and 8A*. The ideal

degree of openness of the blooms is the same as that for hybrid teas, that is, two-thirds to three-fourths open or with four to five rows of petals unfurling between the high center and the outer petals. Split, confused, balled, or snub-nosed centers and recurved petals (petals that fold in and do not open to follow the natural spiral) are penalized according to the degree that these defects detract from the beauty of the bloom. Fewer-petaled minifloras that still maintain a high pointed center as they open should be one-third to one-half open, that is, with three or four rows of petals symmetrically unfurling. When viewed in profile, the high-pointed center and symmetry of the bloom should be apparent. When viewed from above, the petal edges should lie within an imaginary circle circumscribing the perimeter of the bloom.

Color

The color spectrum exhibited by miniflora roses is as wide and diverse as that of other rose classes. Petal color should be bright, clear, clean, blemish-free, and typical of the variety. The green and white streaks often found in white and red roses, respectively, are color faults and should be penalized according to the degree of distraction. However, color-striping characteristic of some varieties is not a fault, but the striping should be uniformly distributed throughout the petalage to preserve color symmetry (See *"Color" in Chapter 7*). Many miniflora blooms, particularly the reds, react negatively to refrigeration by showing a bluish cast known as "bluing", which is a distraction from the normal color and subject to penalization.

Substance

Petal and foliage crispness is an indication of healthy substance. The general characteristics of substance that apply to all rose specimens are discussed in Chapter 6. The judge must be particularly alert to varieties that normally present a crinkled petal edge and not fault such a bloom for lack of substance.

Stem and Foliage

Stem and foliage constitute the physical and visual support of the specimen. The stem should be straight, bearing a bloom that is erect and not drooping. The prickles should be intact above the rim of the container. The foliage should be evenly distributed along the stem and provide a circular and symmetrical background of green for the bloom when it is viewed from above. Both stem and foliage should be clean, healthy, and free from insect damage, fungus infection, and spray residue.

Skillful trimming of the foliage is permitted and is not penalized unless it constitutes a distraction. An entire leaf may be removed without penalty unless such removal leaves a void that is distracting and causes a problem of balance and proportion to the specimen. Broken, missing or dirty prickles occurring above the rim of the vase must incur a penalty but are of trivial importance.

The judge should refrain from being so impressed with the foliage that the bloom escapes a thorough evaluation. Remember, the bloom accounts for 70 percent of points assigned to an exhibit and stem and foliage only 20 percent. However, because the stem and foliage only account for 20 percent, the judge should not overly penalize specimens that have faults in stem and foliage, such as torn or missing leaves, crooked stems, or disbudding scars. The general characteristics of stem and foliage that apply to all rose specimens are given in Chapter 6. The foreign-substance prohibition and the stem-on-stem disqualification rules are discussed in Chapter 4.

Balance and Proportion

The general characteristics of balance and proportion are given in Chapter 6. It is most important that the length of stem be proportional and in balance with the size of the bloom that it

supports, a characteristic that resides in the eye of the judge. There are no mathematical guidelines for stem length versus bloom size, but a stem that is that is too long or too short to present a pleasing appearance is out of balance and proportion and subject to penalization. A stem that is too thick or too thin (spindly) can be a distraction to the overall appearance of the specimen and is subject to penalization.

Size

Bloom size is judged in the same manner as the hybrid tea specimen (*See size in Chapter 6*). All other prime elements being equal the larger bloom of the same variety should be rewarded. Just as with hybrid teas there is great variation in bloom size between different varieties. An unusually large specimen of a typically smaller growing variety should take precedence over a smaller bloom of a larger growing variety. Bloom size and balance and proportion must be considered a part of the total evaluation - the one invariably affects the other.

JUDGING SINGLE MINIFLORAS

Single miniflora blooms are judged by the same standards as those applied to single hybrid tea blooms. *See, Chapter 7, Judging Single Hybrid Teas and Grandifloras.*

JUDGING DECORATIVE MINIFLORAS

Those miniflora varieties that do not present the classical hybrid tea exhibition form, but display a more informal or Old Garden Rose-like form, are often called “decorative” roses. They do not possess the classical high-pointed center but instead may be flat, cupped, or with a sunken center. These roses, while not having the qualities that define exhibition form, are nevertheless candidates for all ribbons, including blue.

On occasion, a rose having the reputation of being a “decorative” rose may succeed in being atypical for its variety and demonstrate the high- pointed center and all the other characteristics usually ascribed to an “exhibition form.” The fact that the variety is normally a decorative rose should not prevent a superior, atypical specimen from reaching the Miniflora Court of Honor.

JUDGING MINIFLORA OPEN BLOOMS

The miniflora open blooms are judged by the same standards as those applied to the hybrid tea open blooms. (*See Judging Open Bloom Hybrid Teas and Grandifloras in Chapter 7*). The ideal form for an open bloom is with all or most of the petals lying more or less flat on a horizontal plane but still fresh, with good substance, and bright, fresh stamens exposed.

JUDGING MINIFLORA SPRAYS

Miniflora sprays should be placed in a special class for these roses and be judged by the same standards as floribunda sprays (*See Chapter 8, Judging the Floribunda and Polyantha Specimens*). A spray is defined as two or more blooms on a stem. In no case should one bloom flanked by one or more immature (green) buds be considered a spray, and such a specimen should be eliminated from consideration for any award for a spray as it does not meet the criteria of a spray.

The individual florets may possess exhibition or decorative form, depending on what is typical of that variety. Each specimen should be judged by the standards of its variety. No preference should be given to varieties that exhibit hybrid tea form. Judges must know the most

perfect phase of beauty for the variety they are judging: for some it is 1/2 to 3/4 open while others are considered most beautiful at the fully open stage.

The spray may be shown with the blooms at the same exhibition stage of opening or in a stages-of-bloom type pattern, depending upon the variety. Judges must remember what is typical for the variety they are judging with respect to form and pattern of opening and penalize if the specimen deviates from this standard. The award for best miniflora spray should go to the specimen exhibiting outstanding attributes of that variety. The foliage should be clean and free of disease or insect damage. Size is applied to both the individual florets and the overall spray. The entire spray is taken into consideration with regards to balance and proportion.

MINIFLORA AWARDS

The Miniflora Queen, King and Princess of the Show are selected from entries in the one-bloom-per-stem miniflora classes. The best three roses in these classes are eligible for the ARS Gold, Silver, and Bronze Miniflora Certificate Awards for Miniflora Queen, King, and Princess of the Show, respectively. The number and titles of any additional specimens to make up a Miniflora Court of Honor are at the discretion of the local show committee.

In addition to the Medal Certificates for the one-bloom-per-stem specimens, the ARS offers the following certificates to the best of the blue-ribbon winners in each of the following categories:

- Miniflora Spray
- Miniflora Single
- Miniflora Open Bloom

Certificates are also offered for certain miniflora challenge classes and collections. See Chapter 14, *Judging Challenge Classes and Collections*, for a list of these awards.

CHAPTER 10

JUDGING MINIATURES

Definition

The ancient origin of the miniature rose is unknown but probably dates back thousands of years to China. No miniature rose species has ever been found growing in the wild. The miniature reached Europe around 1815, dropped into obscurity, and then reemerged in Switzerland where it was found growing in pots on the windowsills of chalets. Miniature roses are miniature in every sense of the word, proportionally scaled down versions of the larger roses with regard to canes, prickles, foliage, and blooms. The abbreviation for this class is Min.

Disbudding

Miniature rose specimens may be shown as one-bloom-per stem specimens, as sprays, or as open blooms. The one-bloom-per stem entries must be shown disbudded. All the penalty and disqualification rules that apply to hybrid tea one-bloom-per stem specimens also apply to the one-bloom-per stem miniature class.

Stem-on-Stem

A stem-on-stem on a miniature specimen is a disqualification (See *Stem-on-Stem Disqualification in Chapter 4 and Illustration No. 2*).

Point Scoring

FORM.....	25
COLOR	20
SUBSTANCE	15
STEM AND FOLIAGE	20
BALANCE AND PROPORTION	10
SIZE	10
TOTAL.....	100

The same point values allotted to the six prime elements of judging for hybrid teas, grandifloras, floribundas, and minifloras are also applied to miniatures. The judge must constantly remember that the values allotted to the six prime elements of judging are maximum values for absolute perfection. Leeway must be allowed for that ever-present possibility of encountering a better specimen of that variety.

JUDGING ONE-BLOOM-PER-STEM MINIATURES

Form

The miniature bloom can represent both the classic hybrid tea form as well as decorative form. In general, the form element for miniature one-bloom-per-stem specimens follows exactly that of the hybrid tea, but on a reduced-size scale (See *“Form” in Chapter 7, Judging Hybrid Tea and Grandiflora Specimens*).

The classic hybrid tea form displays a high pointed center, with petals unfurling from the point in a symmetrical spiral to the outer row of petals that ideally, but not always, depending upon the variety, lie along a horizontal plane as illustrated in *Illustrations 8 and 8A*. The ideal degree of openness of the blooms is the same as that for hybrid teas, that is, two-thirds to three-

fourths open or with four to five rows of petals unfurling between the high center and the outer petals. Split, confused, balled, or snub-nosed centers and recurved petals (petals that fold in and do not open to follow the natural spiral) are penalized according to the degree that these defects detract from the beauty of the bloom. Fewer-petaled miniatures that still maintain a high pointed center as they open should be one-third to one-half open, that is, with three or four rows of petals symmetrically unfurling. When viewed in profile, the high-pointed center and symmetry of the bloom should be apparent. When viewed from above, the petal edges should lie within an imaginary circle circumscribing the perimeter of the bloom.

Color

The color spectrum exhibited by miniature roses is as wide and diverse as that of other rose classes. Petal color should be bright, clear, clean, blemish-free, and typical of the variety. The green and white streaks often found in white and red roses, respectively, are color faults and should be penalized according to the degree of distraction. However, color-stripping characteristic of some varieties is not a fault, but the striping should be uniformly distributed throughout the petalage to preserve color symmetry. (See *"Color" in Chapter 7*) Many miniature blooms, particularly the reds, react negatively to refrigeration by showing a bluish cast known as "bluing", which is a distraction from the normal color and subject to penalization.

Substance

Petal and foliage crispness is an indication of healthy substance. The general characteristics of substance that apply to all rose specimens are discussed in Chapter 6. The judge must be particularly alert to varieties that normally present a crinkled petal edge and not fault such a bloom for lack of substance.

Stem and Foliage

Stem and foliage constitute the physical and visual support of the specimen. The stem should be straight, bearing a bloom that is erect and not drooping. The prickles should be intact above the rim of the container. The foliage should be evenly distributed along the stem and provide a circular and symmetrical background of green for the bloom when it is viewed from above. Both stem and foliage should be clean, healthy, and free from insect damage, fungus infection, and spray residue.

Skillful trimming of the foliage is permitted and is not penalized unless it constitutes a distraction. An entire leaf may be removed without penalty unless such removal leaves a void that is distracting and causes a problem of balance and proportion to the specimen. Broken, missing or dirty prickles occurring above the rim of the vase must incur a penalty but are of trivial importance.

The judge should refrain from being so impressed with the foliage that the bloom escapes a thorough evaluation. Remember, the bloom accounts for 70 percent of points assigned to an exhibit and stem and foliage only 20 percent. However, because the stem and foliage only account for 20 percent, the judge should not overly penalize specimens that have faults in stem and foliage, such as torn or missing leaves, crooked stems, or disbudding scars. The general characteristics of stem and foliage that apply to all rose specimens are given in Chapter 6. The foreign-substance prohibition and the stem-on-stem disqualification rules are discussed in Chapter 4.

Balance and Proportion

The general characteristics of balance and proportion are given in Chapter 6. It is most important that the length of stem be proportional and in balance with the size of the bloom that it supports. There seems to be a tendency for exhibitors to ignore the element of balance and

proportion in miniature specimens. It is not uncommon to see a one half-inch (1.3 cm) tall bloom riding atop an eight-inch (20.3 cm) stem. If these same proportions were applied to a normal hybrid tea specimen, the bloom would be perched on top of a 36-inch (91.4 cm) stem, and the distortion of balance and proportion would be obvious to all. Be sensitive to the element of balance and proportion when judging miniature roses.

Size

The general characteristics of size that apply to all rose specimens are given in Chapter 6. However, in judging miniatures, the element of size carries some special considerations. Although larger is better in the case of hybrid teas, this is not the case for miniatures. Conversely, neither is smaller always better in the case of miniatures. There is a wide variation in bloom size in the class of roses designated as miniatures. In judging the element of size, typical of variety is of prime importance. Any rose assigned to the miniature class must be neither penalized nor rewarded in the size element if the size of the bloom is typical of the variety. If a miniature rose specimen is smaller or larger than typical, it should be penalized to the degree of distraction that this size deviation creates.

Some show schedules provide classes for “micro-minis.” “Micro-mini” is an unofficial, subjective term, not a classification recognized by the ARS. If this class is used, the term must be defined in the show schedule so that both the judges and the exhibitors will be able to determine which varieties or blooms are eligible for the class.

JUDGING SINGLE MINIATURES

Single miniatures are judged by the same standards as those applied to the single hybrid teas. (See *Chapter 6, Judging Single Hybrid Teas and Grandifloras*)

JUDGING DECORATIVE MINIATURES

Those miniature varieties that do not present the classical hybrid tea exhibition form, but display a more informal or old garden rose-like form, are often called “decorative” roses. They do not possess the classical high-pointed center but instead may be flat, cupped, or with a sunken center. These roses, while not having the qualities that define exhibition form, are nevertheless candidates for all ribbons, including blue. On occasion, a rose having the reputation of being a “decorative” rose may succeed in being atypical for its variety and demonstrate the high- pointed center and all the other characteristics usually ascribed to “exhibition form.” The fact that a miniature is normally a decorative rose should not prevent a superior, atypical specimen from reaching the Miniature Court of Honor.

JUDGING OPEN BLOOM MINIATURES

The open bloom miniatures are judged by the same standards as those applied to the open bloom hybrid teas. (See *Chapter 7, Judging Open Bloom Hybrid Teas and Grandifloras*) The ideal form for an open bloom is with all or most of the petals lying more or less flat on a horizontal plane but still fresh, with good substance, and bright, fresh stamens exposed.

JUDGING MINIATURE SPRAYS

Miniature sprays should be placed in a special class for these roses and be judged by the same standards as floribunda sprays (See *Chapter 8, Judging Floribunda and Polyantha Sprays*). A spray is defined as two or more blooms on a stem. In no case should one bloom flanked by one or more immature (green) buds be considered a spray, and such a specimen should be eliminated from consideration for any award for a spray as it does not meet the criteria of a spray.

Miniatures are capable of displaying a variety of flower forms. The individual florets may possess the high-centered form of the hybrid tea, exhibiting all of the blooms in that form, or exhibiting the various stages of bloom. Likewise, the less formal, decorative form may be typical, in which case hybrid tea form would not be expected. Some varieties will be at their most pleasing when fully open.

Each specimen should be judged by the standards of its variety. Penalization may be assessed according to the degree of departure from the various “ideals” of a specific variety. It is the judge’s responsibility to be familiar with bloom habits in order to be able to render fair decisions. No preference should be given to varieties that exhibit hybrid tea form. A variety displaying exhibition form is not necessarily superior to one displaying decorative form. The best exhibit is determined by knowing if it is a superior exhibit for that variety. Remember that the entire spray is taken into consideration in determining the values of size, form, and balance and proportion.

The consideration of size in sprays is two-fold, the size of the entire spray and the size of the individual florets. However, as with the one-bloom-per-stem miniature blooms, the florets that are smaller or larger than typical should be penalized to the degree of distraction that this size deviation creates.

JUDGING CLIMBING MINIATURES

The climbing sports of miniature roses may not be entered in the climber class. In most cases, there are not specific classes for climbing miniatures so that they must be exhibited in the regular miniature classes of their non-climbing counterparts, judged by the same standards as these roses, and are eligible for Miniature Queen of Show and other Miniature Court of Honor awards. Those varieties that are classified as climbing miniature varieties, which do not have a non-climbing counterpart, must also be exhibited in the miniature classes. The schedule should be clear as to where these varieties must be exhibited.

MINIATURE AWARDS

The Miniature Queen, King and Princess of the Show are selected from entries in the one-bloom-per-stem miniature classes. The best three roses in these classes are eligible for the ARS Gold, Silver, and Bronze Miniature Certificate Awards for Miniature Queen, King, and Princess of the Show, respectively. The number and titles of any additional specimens to make up a Miniature Court of Honor are at the discretion of the local show committee.

In addition to the Medal Certificates for the one-bloom-per-stem specimens, the ARS offers the following certificates to the best of the blue-ribbon winners in each of the following categories:

Single Miniature

Open Bloom Miniature

Miniature Spray

Certificates are also offered for certain miniature challenge classes and collections. See Chapter 14, *Judging Challenge Classes and Collections*, for a list of these awards.

CHAPTER 11

JUDGING CLIMBERS

Definition

Only those varieties classified as Large-Flowered Climbers (LCI), Hybrid Wichuranas (HWich) and Hybrid Giganteas (HG) are to be exhibited in the climber class. Those varieties classed as CI HTs, CI Min, CI F, etc. should be shown in their respective non-climbing counterparts, *i.e.* CI HT exhibit with the hybrid tea classes, CI F exhibit in the floribunda class, etc. Climbing hybrid teas and climbing floribundas without a non-climbing counterpart are exhibited in the hybrid tea classes and floribunda classes, respectively. The rambler class has been eliminated. Most ramblers have been reclassified to either the hybrid multiflora class or the hybrid wichurana class.

General Considerations

The judging of climbers can be especially challenging because this classification is based on growth habit rather than flower form. Consequently, all flower forms are found in this classification. In addition, specimens with only one bloom typically compete against sprays for ribbons and for the ARS certificate. Each specimen must be judged against the standards for its own variety as well as against the standards for the type of specimen. Sprays must be judged against the standards for sprays, and specimens with only one bloom per stem must be judged against the standards for one bloom per stem specimen.

The exhibitor may enter either a one-bloom-per-stem specimen or a spray of a particular variety in the climber class. Unless permitted by the show rules, the exhibitor may not exhibit both a one-bloom-per-stem specimen and a spray of the same variety in the same class. If there are separate classes for one-bloom-per-stem climber entries and sprays, the exhibitor may enter the same variety in each class, unless prohibited by the show rules. There is no requirement that climber one-bloom-per-stem specimens be disbudded. Therefore, unless the class is specifically limited to sprays, one bloom flanked by one or more immature side buds should not be disqualified.

Disbudding

There is no requirement that climber specimens, either one-bloom-per-stem specimens or sprays, be disbudded. However, buds may be removed to improve the overall appearance of the specimen.

Stem-on-Stem

A stem-on-stem on a climber specimen is a disqualification (*See Stem-on-Stem Disqualification in Chapter 4 and Illustration No. 2.*).

Point Scoring

FORM.....	25
COLOR	20
SUBSTANCE	15
STEM AND FOLIAGE	20
BALANCE AND PROPORTION	10
SIZE	10
TOTAL.....	100

The same point values allotted to the six prime elements of judging for hybrid teas, grandifloras, floribundas, and miniatures are also applied to climbers. The judge must constantly remember that the values allotted to the six prime elements of judging are maximum values for absolute perfection. Leeway must be allowed for that ever-present possibility of encountering a better specimen of that variety.

JUDGING CLIMBER SPRAYS

Form

There are two important considerations in judging climber spray form: (1) the overall shape and configuration of the spray; and (2) the form of the individual florets.

Individual Floret Form

Climbers may exhibit individual floret form that ranges from that of the classic hybrid tea, to the single bloom, to the decorative bloom, and to that of the informal Old Garden Rose. For this reason it is important that the judge strive to become familiar with the form that the many varieties are capable of displaying. Those varieties that are capable of exhibiting hybrid tea form should ideally present blooms that follow hybrid tea standards and are judged as such. But no preference should be given to varieties that exhibit hybrid tea form. Varieties that tend to exhibit all of their blooms fully open at the same time should demonstrate that characteristic to obtain the maximum number of points. In all of these cases, the specimens that show the largest number of individual florets in the exhibition stage characteristic for that variety should be given preference over those that do not.

Overall Form

Overall form refers to the visual impact imparted by a spray specimen. The effect must be pleasing to the eye. The other five prime elements of judging weigh heavily on overall visual impact and each must be considered individually. But initial visual impact is determined before a closer look. The ideal spray should be symmetric from both the top and profile views. From the top the florets should be arranged in a regular outline, which may be circular, oblong, rectangular, triangular or any other geometric shape so long as maximum symmetry is maintained. There should be no gaps or irregular spaces between florets (*See Illustration No. 9*). Uniformity of appearance is the key to judging overall form.

When viewed from the profile, maximum uniformity is again the ideal. The spray may appear flat with all of the florets at the same level, or rounded with the center florets slightly higher than those at the outer edge to present a rounded or domed appearance (*See Illustrations No. 10 and No. 11*).

Climbers usually are not disbudded unless a degree of disbudding improves the overall appearance of a specimen. For example, the center bud of a spray is often removed to allow a more even opening of the remaining florets. Side buds along the cane may be removed to avoid lateral canes from interfering with the form of an established spray by terminating above or below the main spray. Often if some disbudding is not done, there will be growth either above or below the main spray. This is a distraction and is subject to penalization for form, depending on the degree of distraction (*See Illustration No. 12*). Disbudding is not penalized if carefully done. However, residual stubs and black scars at the disbudding site that detract from the specimen should incur a stem and foliage penalization.

Each individual spray of an inflorescence need not arise from the same leaf axil. It can come from one or more axils below the main stem, so long as it contributes to the overall pleasing visual impact of the inflorescence as described below (*See Illustration No. 13*).

To present an overall pleasing appearance to the spray, the exhibitor may eliminate spent blooms or unwanted growth as well as apply disbudding as described earlier. A penalty for form and/or stem and foliage may be imposed if such grooming is not skillfully done, depending on the degree of impairment. However, good grooming practice should not be penalized.

Color

The color of a climber spray is judged by the color standards applied to every other class of roses. Petal color must be typical of the variety. Because some varieties may bear florets in the fully open stage, special attention must be given to stamen color typical of the variety.

Substance

Petal crispness and freshness is a standard characteristic in the judging of all roses. As with color, the substance of fully open florets includes that of the stamens as well as of the petals.

Stem and Foliage

The stem should be straight and strong enough to support the spray without a distracting nod. Some climbers have very thin lateral stems naturally, and the blooms tend to nod. The stem (including the prickles) and foliage should be clean and free of spray residue, dirt, and evidence of disease and insect damage. When viewed from the top, the spray may block the judge's view of the framing foliage, in which case the specimen should be viewed in profile from all angles to see if a missing set of leaves or a torn leaflet disturbs aesthetics and to determine the symmetry of the specimen. Immature side growth at the leaf axils can be distracting and a penalty is in order to the degree of distraction. Because the stem and foliage only account for 20 points, the judge should not overly penalize specimens that have faults in stem and foliage, such as torn or missing leaves, crooked stems, or disbudding scars.

Balance and Proportion

The judging of balance and proportion in climber sprays differs from that in hybrid teas in that not as much stem and foliage is required to balance a spray compared with a solitary bloom. In many instances, two sets of leaves below the lowest lateral cane are sufficient because there are additional sets of leaves at the axils from which each lateral spray originates (*See Illustration No. 13*). Whether the overall appearance of an exhibit is pleasing or disturbing because of stem length and the density of the foliage (or lack of it) resides with the judge's sense of aesthetics.

There are many instances in which a spray is comprised of so many lateral sprays that it appears out of balance with only two sets of leaves. Thus, the judging of balance and proportion of such a specimen rests with the aesthetic senses of the judge.

A spray of massive proportions seldom, if ever, makes a satisfactory exhibit. To achieve balance would require a stem that was too long and too thick to be aesthetically pleasing. Such a specimen usually cannot be contained in the exhibition vase because of its size. Any attempt to overcome this imbalance by shortening the stem would result in a specimen even more distracting to the eye.

Size

There are two important considerations in judging size in a climber spray: (1) the size of the overall spray; and (2) the size of the individual florets.

Overall Spray

The size of the spray and the number of florets it may contain differs widely among varieties. If the spray is larger than typical, but still within the bounds of pleasing balance and proportion, it should be rewarded. When comparing two specimens of the same variety, the more florets at exhibition stage, the better.

Individual Florets

Floret size should be typical of the variety. Anything less than average size is subject to penalty; anything larger should be rewarded, if within the bounds of pleasing aesthetics.

JUDGING ONE-BLOOM-PER-STEM CLIMBERS

Climber specimens may be exhibited either as one-bloom-per-stem specimens or as sprays. There is no requirement that one bloom per stem specimens be disbudded. However, buds may be removed to improve the overall appearance of the specimen. Because one bloom per stem specimens and sprays are typically exhibited in the same class, a one bloom per stem specimen, with or without side buds, should not be disqualified unless the class is explicitly limited to sprays.

With the exception that side buds are not a disqualifying feature, one-bloom-per-stem climbers are judged by the same standards as other one bloom per stem specimens. Some climber varieties produce blooms of true hybrid tea form, while others display a more informal form. Each specimen should be judged by the standards of its variety, but no preference should be given to varieties that exhibit hybrid tea form. Typically, a spray would be given more consideration than a specimen of the same variety with only one bloom.

CLIMBER AWARDS

The ARS offers the following certificate for the best of the blue-ribbon winners in the following category.

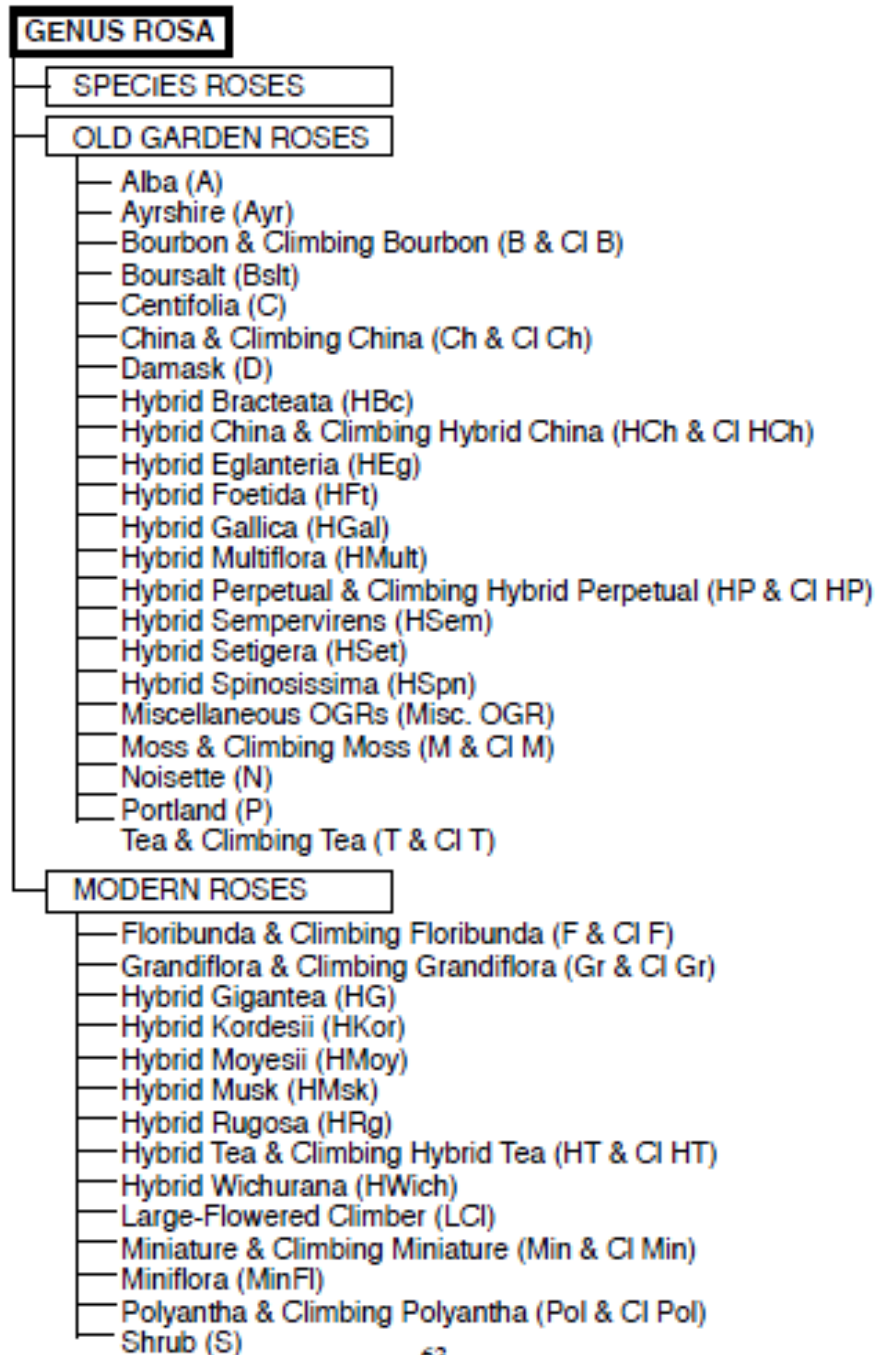
Climber

CHAPTER 12

JUDGING SPECIES AND OLD GARDEN ROSES

FAMILY TREE FOR THE GENUS *ROSA*

In 1999, the American Rose Society approved a family tree for the Genus *Rosa* dividing it into three sections: Species, Old Garden Roses and Modern Roses. This list includes changes through 2008.



SPECIES AND OLD GARDEN ROSES

Definition

Species roses are often referred to as “Wild Roses.” Species roses are usually single with four to eight petals, once blooming, and have a bush size ranging anywhere from two to 20 feet. They are listed according to their Latin name, beginning with *R.* for *Rosa* and can have common synonyms.

In 1966, the American Rose Society defined Old Garden Roses (OGRs) as those classification types that existed prior to 1867, the year of the introduction of La France, now considered to be the first hybrid tea rose. Although the generic abbreviation in rose references for these classes of roses is OGR, the complete list of abbreviations for the sub-classes of OGR are indicated below.

The following sub-classes are considered to be Old Garden Roses:

- Alba (A)
- Ayrshire (Ayr)
- Bourbon and Climbing Bourbon (B and Cl B)
- Boursault (Bslt)
- Centifolia (C)
- China & Climbing China (Ch & Cl Ch)
- Damask (D)
- Hybrid Bracteata (HBc)
- Hybrid China and Climbing Hybrid China (HCh and Cl HCh)
- Hybrid Eglanteria (HEg)
- Hybrid Foetida (HFt)
- Hybrid Gallica (HGal)
- Hybrid Multiflora (HMult)
- Hybrid Perpetual and Climbing Hybrid Perpetual (HP and Cl HP)
- Hybrid Sempervirens (HSem)
- Hybrid Setigera (HSet)
- Hybrid Spinosissima (HSpn)
- Miscellaneous OGRs (Misc. OGR)
- Moss and Climbing Moss (M & Cl M)
- Noisette (N)
- Portland (P)
- Tea and Climbing Tea (T and Cl T)

Not every variety in each of these classifications may have been introduced before 1867. Some may even have been introduced relatively recently. But at least one variety in each class has a date of introduction before 1867, thus establishing the existence of the class before 1867. Hence, any variety belonging to one of these classifications is considered an Old Garden Rose (OGR), even though the variety itself may date from 1867 or after.

Disbudding

Species and OGRs may be shown as one-bloom-per-stem, with or without side buds or with multiple florets with side buds. There is no preference for judging purposes. Although disbudding is not required, side buds should enhance the overall beauty of the exhibit. Side buds that detract from the beauty of the exhibit should be penalized according to the degree of impairment. Unwanted growth may be removed by the exhibitor. Points should be deducted for stem and foliage only if the residual scar is distracting.

Stem-on-Stem

Species and Old Garden Roses may be exhibited stem-on-stem (*See Chapter 4, Disqualification and Penalization*). Stem-on-stem is defined as a primary stem cut from the bush where a portion of the previous stem's growth is included. On some OGRs and species, there may be multiple stems emanating from one cane. All such stem-on-stem conditions are permitted in exhibiting species and OGRs. However, not more than one branch of the previous stem's growth may be included.

Even though a species or OGR exhibit cannot be disqualified for a stem-on-stem, this condition may be distracting enough that it prevents the judge from fully appreciating the overall beauty of the exhibit. In such cases, the entry should be penalized according to an assessment of the distraction. An entry without a stem-on-stem will always be considered superior to an entry with stem-on-stem, all other factors being equal.

New side growth, called lateral growth or simply laterals, arises as buds on mature canes erupt. Entries sometimes exhibit the main floret(s) with this lateral growth attached. The presence of such laterals usually contributes in a negative way to the overall beauty of the exhibit as they could possibly be displayed on their own. An exception to this rule occurs when a spray of florets emanates directly from the cane, as is commonly displayed in *Rosa banksiae*.

Whether a specimen exhibits one or multiple stems, the primary consideration is the overall appearance. If multiple stems create a distraction, points should be deducted according to the degree of distraction.

Point Scoring:

FORM.....	25
COLOR	20
SUBSTANCE	15
STEM AND FOLIAGE	20
BALANCE AND PROPORTION	10
SIZE	10
TOTAL.....	100

The same six prime elements that govern the judging of other classes of roses apply to the judging of species and Old Garden Roses, even though the definitions of these elements can differ significantly. Point score values simply provide the judge with a set of weighted reference values which are to be mentally applied to each specimen as it is considered for an award. Values are deducted in proportion to the degree of impairment that, in the opinion of the judge, a particular fault creates.

JUDGING SPECIES AND OLD GARDEN ROSES

Form

Although the prime elements of judging for species and OGRs are the same as for modern hybrids, the defining standards for form are quite different. Each OGR is judged against the standards of form that were in vogue at the time it was introduced into commerce.

A variety of flower forms is found in OGRs. Some varieties of the tea, hybrid perpetual, and noisette classifications closely approximate hybrid tea form. These entries should be judged according to the definition of form for hybrid teas. But in many varieties the classic hybrid tea form is replaced by the less formal unfurling of the petals. These species and OGRs are usually most beautiful at the fully open stage. Petal count may range from single species roses such as *R. foetida bicolor* (Austrian Copper) to the very double, many-petaled Louise Odier.

In all cases the blooms should have a circular outline and a symmetrical arrangement of petals when viewed from above. In some cases, the center petals fold back and inward, revealing a small circular green center variously called a center pip, eye or button. This condition is not a fault and should not be penalized. Similarly, the petals of open blooms often tend to cluster and appear to divide the floret into four quadrants, a condition known as “quartering.” This condition is also normal and should not be penalized. Both the center green pip and quartering are attributes that give species and OGRs diversity and distinction and should be rewarded.

Color

Petal colors should be bright, clear, clean and typical of the variety. Stripes and color blotches are often typical in species and Old Garden Roses and are not faults. If present, a symmetrical display of this characteristic is desired. Colors are often pale and subtle, as in *Souvenir de la Malmaison*, or they may even be described as “muddy”, as is often seen in the purplish tinge of *Cardinal de Richelieu*. Again, these are not faults for these varieties. Many species and Old Garden Roses react negatively to refrigeration by showing a bluing of the petals, a condition that should be penalized according to the degree of color impairment.

Because the blooms are often open, the stamens are particularly useful in judging the quality of the bloom. In addition to indicating the substance of the bloom, the stamens frequently have distinctive colors. The stamens should be fresh, and color is the best indicator of freshness. Fresh stamens range in color from yellow to orange to brown, even purple, depending on the variety. As the specimen ages, the stamens shrivel and typically darken, and the exhibit is subject to penalization.

Substance

Substance, the crispness of the petals, and color are closely related. As a bloom ages, substance diminishes because the petals lose water. Their surface and edges become crinkled and the color deepens. At the extreme, they become limp and wilted. Good substance is required in a quality bloom. Besides firmness in appearance, the color of both the upper and lower surfaces of the petals and the freshness of the stamens are good indicators of substance quality. Judges should not hesitate to consult one another on questionable cases to avoid penalizing the fine, crinkly petals of *Mrs. R.G. Sharman-Crawford* and other similar varieties that may appear to have lost their substance but which is “typical of the variety”.

Stem and Foliage

The same considerations apply as apply to other classes of roses (*See Stem and Foliage in Chapter 6*). Both the stem and the foliage should be clean, healthy, and free from

signs of insect damage, fungus infection, and pesticide spray residue. Stem-on-stem is permitted in species and Old Garden Roses.

Balance and Proportion

Many species and Old Garden Roses produce blooms on short stems. Consequently, the size of the floret(s) may be disproportionate to the supporting stem and foliage. An exhibit that does not show this disproportion should be considered superior to those that do and should be rewarded accordingly.

Size

The size of the bloom is judged in the same manner as in the other rose classes. However, there is a wide range of bloom size represented by the many species and Old Garden Rose varieties. Therefore, size must be judged on the basis of that which is typical for a given variety.

Species and Old Garden Roses Awards

Eligibility for various ARS species and OGR awards is fraught with subtle pitfalls to trap the unwary exhibitor and judge. The date of introduction is critical in determining whether an Old Garden Rose is eligible to receive the Dowager Queen Award or the Victorian Award. In many cases, the show schedule may require the exhibitor to list the date of introduction on the front of the entry tag.

Shrub roses, climbers, and polyanthas are not eligible for any Old Garden Rose Certificate, regardless of their date of introduction. Species rugosas are eligible for the Genesis Award, but hybrid rugosas are classic shrubs and are not eligible for any Old Garden Rose award. They are eligible for the Classic Shrub Certificate. LaFrance, introduced in 1867 and considered to be the first hybrid tea, is eligible for hybrid tea awards, not Old Garden Rose awards.

Before making any species or Old Garden Rose award, the judge should check both the classification and date of introduction of the rose to which the award is to be given to verify that it is eligible to receive the award.

Genesis Award

This certificate is presented to the best blue-ribbon-winning species rose. The rose must belong to a classification under species (Sp) as designated in any of the ARS officially recognized publications. If the Genesis Award is not offered, species roses may be entered in the Old Garden Roses sections and will then be eligible for the Dowager Queen Award or Victorian Award, depending on their date of introduction into commerce.

Dowager Queen

The Dowager Queen Award was established by the American Rose Society to honor the living antiques of the rose world. This certificate is awarded to the best blue ribbon winning Old Garden Rose variety introduced prior to 1867, including any rose whose exact year of introduction is unknown but which is known to have been in existence prior to 1867.

To be eligible for the Dowager Queen Award the rose must (1) belong to a classification under Old Garden Roses (OGR) as designated in the latest version of any of the ARS officially recognized publications, (2) have a date of introduction before 1867 or known to have been in existence prior to 1867. Dowager Queen eligible varieties are generally indicated by a “***” following the AEN in many ARS publications. If the Genesis Award is not offered in the show schedule, species roses introduced before 1867 may be entered in the Dowager Queen section and are eligible for the Dowager Queen Award.

Victorian Rose Award

This certificate is awarded to the best blue ribbon winning Old Garden Rose introduced in 1867 or later, including recent introductions, or whose date of introduction, though in 1867 or after, is unknown. To be eligible for the Victorian Award Certificate, the rose must (1) belong to a classification under Old Garden Roses (OGR) as designated in the latest version of any of the ARS officially recognized publications, and (2) have a date of introduction of 1867 or after or known to have been introduced in 1867 or after. If the Genesis Award is not offered in the show schedule, species roses introduced in 1867 or after may be entered in the Victorian section and are eligible for the Victorian Award.

CHAPTER 13

JUDGING SHRUBS

Definition

The American Rose Society has established a specific shrub class to include a large, diverse group of roses which do not predate 1867 and which do not fit easily into the already established classes. Shrubs are easily characterized by their sprawling habit and similarity to species and OGRs. The American Rose Society has divided shrubs into two groups, classic and modern.

Modern shrubs are designated by “S” in American Rose Society references. Examples are the hybrids of Dr. Griffith Buck and of David Austin, such as Carefree Beauty (S) and Fair Bianca (S). Those classifications designated as classic shrubs are listed below:

Hybrid Kordesii (HKor)

Hybrid Moyesii (HMoy)

Hybrid Musk (HMsk)

Hybrid Rugosa (HRug)

Note that there is no generic “classic shrub” classification in American Rose Society publications. Specimens entered in the classic shrub class must be varieties from the Hybrid Kordesii (HKor), Hybrid Moyesii (HMoy), Hybrid Musk (HMsk), and Hybrid Rugosa (HRug) classifications.

General Considerations

The judging of shrubs is especially challenging because this classification is based on growth habit rather than flower form. Consequently, all flower forms are found in this classification. In addition, specimens with only one bloom compete against sprays for ribbons and the ARS certificates. Each specimen must be judged against the standards for its own variety as well as against the standards for the type of specimen. Sprays must be judged against the standards for sprays, and specimens with only one bloom per stem must be judged against the standards for one-bloom-per-stem specimens.

The exhibitor may enter either a one-bloom-per-stem specimen or a spray of a particular variety in the shrub class. Unless permitted by the show rules, the exhibitor may not exhibit both a one-bloom-per-stem specimen and a spray of the same variety in the same class. If there are separate classes for one-bloom-per-stem shrub entries and sprays, the exhibitor may enter the same variety in each class, unless prohibited by the show rules. There is no requirement that shrub one-bloom-per-stem specimens be disbudded. Therefore, unless the class is specifically limited to sprays, one bloom flanked by one or more immature side buds should not be disqualified.

Disbudding

Shrubs may be shown as one-bloom-per-stem, with or without side buds or with multiple florets with side buds. There is no preference for judging purposes. Although disbudding is not required, side buds should enhance the overall beauty of the exhibit. Side buds that detract from the beauty of the exhibit should be penalized according to the degree of impairment. Unwanted growth may be removed by the exhibitor. Points should be deducted for stem and foliage only if the residual scar is distracting.

Stem-on-Stem

Shrubs may be exhibited stem-on-stem. Stem-on-stem is defined as a primary stem cut from the bush where a portion of the previous year's growth is included (*See Chapter 4, Disqualification and Penalization*). Not more than one branch of a previous year's growth may be included.

Even though a shrub cannot be disqualified for a stem-on-stem, this condition may be distracting enough that it prevents the judge from fully appreciating the overall beauty of the exhibit. In such cases, the entry should be penalized according to an assessment of the distraction. An entry without a stem-on-stem will always be considered superior to an entry with stem-on-stem, all other factors being equal.

New side growth, called lateral growth or simply laterals, arises as buds on mature canes erupt. Entries sometimes exhibit the main floret(s) with this lateral growth attached. The presence of such laterals usually contributes in a negative way to the overall beauty of the exhibit as they could possibly be displayed on their own. Whether a specimen exhibits one or multiple stems, the primary consideration is the overall appearance. If multiple stems create a distraction, points should be deducted according to the degree of distraction.

Point Scoring

FORM.....	25
COLOR	20
SUBSTANCE	15
STEM AND FOLIAGE	20
BALANCE AND PROPORTION	10
SIZE	10
TOTAL.....	100

The same point values allotted to the six prime elements of judging for hybrid teas, grandifloras, floribundas, and miniatures are also applied to shrubs. The judge must constantly remember that the values allotted to the six prime elements of judging are maximum values for absolute perfection. Leeway must be allowed for that ever-present possibility of encountering a better specimen of that variety.

JUDGING SHRUB SPRAYS

Form

There are two important considerations in judging shrub spray form: (1) the overall shape and configuration of the spray; and (2) the form of the individual florets.

Individual Floret Form

Shrubs may exhibit individual floret form that ranges from that of the classic hybrid tea, to the single bloom, to the decorative bloom, and to that of the informal Old Garden Rose. For this reason it is important that the judge strive to become familiar with the form that the many varieties are capable of displaying. The judging of shrubs shows why a judge must continue to grow and show roses and to continually update his or her knowledge of this large and expanding class of roses. Those varieties that are capable of exhibiting hybrid tea form should ideally present blooms that follow hybrid tea standards and are judged as such. But no preference should be given to varieties that exhibit hybrid tea form. Varieties that tend to exhibit all of their blooms fully open at the same time should demonstrate that characteristic to obtain the maximum number of points. In all of these cases, the specimens that show the largest

number of individual florets in the exhibition stage characteristic for that variety should be given preference over those that do not.

Overall Form

Overall form refers to the visual impact imparted by a spray specimen. The effect must be pleasing to the eye. The other five prime elements of judging weigh heavily on overall visual impact and each must be considered individually. But initial visual impact is determined before a closer look. The ideal spray should be symmetric from both the top and profile views. From the top the florets should be arranged in a regular outline, which may be circular, oblong, rectangular, triangular or any other geometric shape so long as maximum symmetry is maintained. There should be no gaps or irregular spaces between florets (*See Illustration No. 9*). Uniformity of appearance is the key to judging overall form.

When viewed from the profile, maximum uniformity is again the ideal. The spray may appear flat with all of the florets at the same level, or rounded with the center florets slightly higher than those at the outer edge to present a rounded or domed appearance (*See Illustrations No. 10 and No. 11*).

Shrubs usually are not disbudded unless a degree of disbudding improves the overall appearance of a specimen. For example, the center bud of a spray is often removed to allow a more even opening of the remaining florets. Side buds along the cane may be removed to avoid lateral canes from interfering with the form of an established spray by terminating above or below the main spray. Often if some disbudding is not done, there will be growth either above or below the main spray. This is a distraction and is subject to penalization for form, depending on the degree of distraction (*See Illustration No. 12*). Disbudding is not penalized if carefully done. However, residual stubs and black scars at the disbudding site that detract from the specimen should incur a stem and foliage penalization.

Each individual spray of an inflorescence need not arise from the same leaf axil. It can come from one or more axils below the main stem, so long as it contributes to the overall pleasing visual impact of the inflorescence (*See Illustration No. 13*).

To present an overall pleasing appearance to the spray, the exhibitor may eliminate spent blooms or unwanted growth as well as apply disbudding as described earlier. A penalty for form and/or stem and foliage may be imposed if such grooming is not skillfully done, depending on the degree of impairment. However, good grooming practice should not be penalized.

Color

The color of a shrub spray is judged by the color standards applied to every other class of roses. Petal color must be typical of the variety. Because some varieties may bear florets in the fully open stage, special attention must be given to stamen color typical of the variety.

Substance

Petal crispness and freshness is a standard characteristic in the judging of all roses. As with color, the substance of fully open florets includes that of the stamens as well as of the petals.

Stem and Foliage

The stem should be straight and strong enough to support the spray without a distracting nod. The stem (including the prickles) and foliage should be clean and free of spray residue, dirt, and evidence of disease and insect damage. When viewed from the top, the spray may block the judge's view of the framing foliage, in which case the specimen should be viewed in profile from all angles to see if a missing set of leaves or a torn leaflet is a distraction and to

determine the symmetry of the specimen. Immature side growth at the leaf axils can be distracting and a penalty is in order to the degree of distraction. Because the stem and foliage only account for 20 points, the judge should not overly penalize specimens that have faults in stem and foliage, such as torn or missing leaves, crooked stems, or disbudding scars.

Balance and Proportion

The judging of balance and proportion in shrub sprays differs from that in hybrid teas in that not as much stem and foliage is required to balance a spray compared with a solitary bloom. In many instances, two sets of leaves below the lowest lateral cane are sufficient because there are additional sets of leaves at the axils from which each lateral spray originates (See *Illustration No. 13*). Whether the overall appearance of an exhibit is pleasing or disturbing because of stem length and the density of the foliage (or lack of it) resides with the judge's sense of aesthetics.

There are many instances in which a spray is comprised of so many lateral sprays that it appears out of balance with only two sets of leaves. Thus, the judging of balance and proportion of such a specimen rests with the aesthetic senses of the judge.

A spray of massive proportions seldom, if ever, makes a satisfactory exhibit. To achieve balance would require a stem that was too long and too thick to be aesthetically pleasing. Such a specimen usually cannot be contained in the exhibition vase because of its size. Any attempt to overcome this imbalance by shortening the stem would result in a specimen even more distracting to the eye.

Size

There are two important considerations in judging size in a shrub spray: (1) the size of the overall spray; and (2) the size of the individual florets.

Overall Spray

The size of the spray and the number of florets it may contain differs widely among varieties. If the spray is larger than typical, but still within the bounds of pleasing balance and proportion, it should be rewarded. When comparing two specimens of the same variety, the more florets at exhibition stage, the better.

Individual Florets

Floret size should be typical of the variety. Anything less than average size is subject to penalty; anything larger should be rewarded, if within the bounds of pleasing aesthetics.

JUDGING ONE-BLOOM-PER-STEM SHRUBS

Shrub specimens may be exhibited either as one-bloom-per-stem specimens or as sprays. There is no requirement that one bloom per stem specimens be disbudded. However, buds may be removed to improve the overall appearance of the specimen. Because one bloom per stem specimens and sprays are typically exhibited in the same class, a one bloom per stem specimen, with or without side buds, should not be disqualified unless the class is explicitly limited to sprays.

With the exception that side buds and stem-on-stem are not disqualifying features, one-bloom-per-stem shrubs are judged by the same standards as other one-bloom-per-stem specimens. Some shrub varieties produce blooms of true hybrid tea form, while others display a more informal form. Each specimen should be judged by the standards of its variety, but no preference should be given to varieties that exhibit hybrid tea form. Typically, a spray would be given more consideration than a specimen of the same variety with only one bloom.

Shrub Awards

Polyanthas, climbers, and Old Garden Roses are not eligible for any shrub award. Hybrid rugosas are classic shrubs and are eligible for the Classic Shrub Certificate. Species rugosas are species roses and are not eligible for the Classic Shrub Certificate.

Classic Shrub

This certificate is awarded to the best blue-ribbon winner of the following shrub classifications only: Hybrid Kordesii (HKor), Hybrid Moyesii (HMoy), Hybrid Musk (HMsk), and Hybrid Rugosa (HRug). Modern shrubs (S) are not eligible to receive this certificate. If the Classic Shrub and Modern Shrub Certificates are not offered in the show schedule, all the classic shrub and modern shrub entries are eligible for the Best Shrub Rose Certificate.

Modern Shrub

This certificate is awarded to the best blue-ribbon winner of the modern shrub (S) classification. Classic shrubs are not eligible to receive this award. If the Classic Shrub and Modern Shrub Certificates are not offered in the show schedule, all the classic shrub and modern shrub entries are eligible for the Best Shrub Rose Certificate.

Shrub

This certificate may only be awarded when the Classic and Modern Shrub Certificates are not offered in the show schedule; it cannot be awarded if the Classic Shrub and Modern Shrub certificates are available. If the Classic Shrub and Modern Shrub Certificates are not offered in the show schedule, specimens of all five classifications of shrub roses are eligible for the Best Shrub Certificate.

CHAPTER 14

JUDGING CHALLENGE CLASSES AND COLLECTIONS

Introduction

Judging challenge classes and collections is an integral part of the judge's responsibility. It presents an extraordinary and enjoyable opportunity to judge possibly the very best roses in the show. Exhibitors often enter their best roses in challenge classes, especially at the district and national level.

In the discussion in this Chapter, the term "specimen" is used to designate a single stem (either a one-bloom-per-stem or spray) for challenge classes and collections for specimens with stems, and to designate an individual bloom for challenge classes and collections for specimens without stems. "Large rose" refers to a specimen of a variety that is not classified as either a miniature rose or a miniflora rose. Therefore, specimens of hybrid tea, grandiflora, floribunda and shrub roses, as well as specimens of the other varieties not classified as either a miniature rose or a miniflora rose, are considered to be "large roses."

CHALLENGE CLASSES AND COLLECTIONS

Class Requirements

Challenge classes and collections are creatures of the show schedule. The requirements for the individual classes are limited only by the imagination of the schedule writers. Apart from the requirements for the award of ARS certificates discussed below, there are no general rules for challenge classes. The class requirements set forth in this section are "guidelines," and should be applied unless contradicted by the show schedule. Therefore, it is extremely important that the judge read the requirements for each class before judging it.

This section sets forth the standards for judging challenge classes and collections frequently encountered in show schedules. However, the judge may encounter challenge classes and collections other than those listed here. By using the prime elements of judging and carefully reading the show schedule, the judge should have little difficulty judging any type of challenge class and/or collection. The classes discussed in this chapter do not need to be included in every show. Classes offered at the local level are at the discretion of the show committee. Further, mention of a particular class in this section of the *Guidelines* does not make that class a challenge class in every show schedule in which the class appears. Only the show schedule can make a class a challenge class.

Difference between Challenge Classes and Collections

The terms "challenge class" and "collection" tend to be used interchangeably by schedule writers, judges, and exhibitors. Many schedules do not distinguish between challenge classes and collections, putting them all in the same section of the schedule under the general heading "Challenge Classes and Collections". However, the judge should be aware that, although there is considerable overlap between the two, there are differences.

A "collection" is exactly what it says – an entry that calls for two or more specimens. A class that only calls for a single specimen, such as a Rose in a Bowl, can be a challenge class but cannot be a collection. Depending on the schedule, a collection may or not be a challenge class. The essential difference between a challenge class and a collection is that a challenge class entry may not be moved, except by the exhibitor or with the exhibitor's permission, once the exhibitor has placed it. Thus, the judge should be aware whether the exhibit being judged is a challenge class or a collection that is not a challenge class. Collections that are not part of

the challenge class section of the show schedule are not challenge classes and may be moved without the exhibitor's permission. In case of doubt whether the exhibit is a challenge class or collection that is not a challenge class, the judge should assume that the exhibit is a challenge class and can only be moved by the exhibitor.

Staging

Because the judges cannot move a challenge class, show committees should stage challenge classes in such a way that the judges can view every specimen in the entry without moving the specimens. In some cases it may be desirable to stage challenge classes on tables away from walls so that the judges can view the specimens from both the front and back. Challenge classes that contain large roses (*i.e.*, specimens of roses that are not easily viewed from the top) should be staged on low tables, if possible, so that the judges may see into the blooms.

Entry Tags

When special challenge class entry tags are required, the schedule should specifically call for their use. Unless specifically required, use of special challenge class entry tags is at the option of the exhibitor. When the schedule calls for multiple specimens displayed in the same container and the entry tag is not large enough to adequately list all varieties in the container, exhibitors are permitted to list all the varieties on a standard sized card placed next to the entry, so that all varieties are listed in a way that is easily visible to the judges. When the schedule calls for multiple specimens displayed in separate containers, unless the schedule specifies otherwise, each container should have its own entry tag.

Combination of Miniatures and Minifloras in the Same Exhibit

It is up to the show committee to determine if miniatures and minifloras may be combined in the same exhibit. However, if the schedule permits miniflora and miniature roses to be combined in the same exhibit, the winning entry is not eligible to receive any ARS award that is limited to either miniature roses or to miniflora roses.

General Guidelines

At the option of the show committee, a challenge class or collection may be judged either by secret ballot by some or all the judges judging the show, or it may be judged by an individual team of judges. If a judge determines that no entry is worthy of the award, the judge may vote "no award."

Unless there is a judge or committee that either has, or will, check the entries for conformance with the requirements of the class as set forth in the show schedule, the first step is to verify that the entry conforms to the requirements of the class and, if ARS rules apply to the class, check for disqualifications. If a class description is ambiguous and/or open to more than one interpretation such that the judge is uncertain as to whether an entry satisfies the requirements of the class, rather than guess what was intended, the judge should ask the show committee to clarify the description of the class. Because a challenge class cannot be moved once it has been placed by the exhibitor, the judge may not check for stem-on stem until after judging is complete. Potential disqualifications should be brought to the attention of the chairman of judges, or, if there is a verification committee, to the attention of the verification committee.

Scorecard for Judging Challenge Classes

Except for single specimen challenge classes, the judge must not only judge each specimen on its own merit, using the appropriate standards, but the judge must also evaluate the overall appearance of the exhibit. Classes that call for multiple specimens with stems and

classes that call for multiple specimens without stems are both judged using the following scorecard:

Horticultural Excellence of the Individual Specimens	80
Overall Appearance of the Exhibit	20

The most important factor in judging challenge classes and collections is the horticultural excellence of the individual specimens, which is assigned 80% of the overall score. Each specimen is judged using the prime elements of judging applicable for the type of rose, flower form, and stage of bloom appropriate for the specimen. Each specimen counts equally.

For specimens with stems, the points for each specimen are assigned using six prime elements of judging, *i.e.*, form, color, substance, stem and foliage, balance and proportion, and size. For specimens without stems, there are no points applicable to stem and foliage and to balance and proportion. Consequently, the remaining prime elements of judging, *i.e.*, form, color, substance, and size, are each relatively more important in determining the horticultural excellence of the specimen.

Overall appearance is assigned 20% of the overall score. Where applicable, consideration is given to the uniformity in size, degree of opening, and form of the individual specimens, as well as to the overall arrangement of the specimens including stem length and to a pleasing blend or combination of colors. An exhibitor may choose to vary the stem lengths of the individual specimens, but the effect on the overall appearance of the entry should be determined.

Although only one entry can win the class, show chairmen are encouraged to award 2nd, 3rd, and Honorable Mention ribbons in challenge classes when the entries merit them. It is especially important that ribbons be awarded in shows in which the winning entries are removed to the head table, leaving the general public to wonder why all the beautiful entries that remain on the show tables either were not judged or were found unworthy of any award whatsoever. This also shows the relative merit of the entries, and can also encourage exhibitors to enter challenge classes.

When the winner of a class is determined by a judging team, the team can be instructed to award 2nd, 3rd, and Honorable Mention ribbons as they see fit. When the winner is determined by ballot, each judge voting can be instructed to vote for the top three entries in order so ties can be broken and the 2nd, 3rd, and Honorable Mention entries can be determined without a revote. Alternatively, the first team of judges to complete their judging assignment can be instructed to return to the challenge classes after the winners have been selected and award ribbons to the other entries as they see fit.

CLASSES FOR SPECIMENS WITH STEM AND FOLIAGE

Single Specimen Challenge Classes

The schedule may include one or more challenge classes that require only one specimen. These classes may, for example, be limited to members of the local society or district, novice exhibitors, and/or exhibitors with fewer than a certain number of rose plants. Or they may call for a specimen of a particular variety of rose, type of rose, or a particular color class. Frequently, these classes are not limited to specimens of any particular type of rose. The specimens should be shown at exhibition stage unless the show schedule specifically allows for other stages of entry.

Judging of these classes can present a particular challenge to the judge because it is often necessary to judge specimens of different types of roses and/or different flower forms against each other. One-specimen challenge classes are judged by the same standards as any

other class for one specimen with stem and foliage using the prime elements of judging. Overall appearance of the entry is not a consideration. Each entry is judged using the standards appropriate for the type of rose, flower form, and stage of bloom appropriate for the entry.

Matched Pair

The matched pair calls for two specimens of the same variety of rose, typically at exhibition stage, matched in every way. Unless the schedule indicates otherwise, any type of rose may be used. The schedule should state if roses are to be exhibited in one or two containers.

Horticultural excellence of the individual specimens is assigned 80% of the overall score. Each specimen is judged using the prime elements of judging. Each specimen counts equally. Overall appearance is assigned 20% of the overall score. Merit is awarded to the uniformity in size, color, degree of opening, and form of the blooms, to uniformity in stem length, and to the overall appearance of the specimens.

Stages of Bloom

This class consists of three one bloom per stem specimens. The classification or classifications of roses that may be entered in the class should be specified in the schedule. The specimens are of the same variety with one bud, one exhibition stage bloom, and one open bloom. The bud should not be a “tight bud”, but should have the sepals down and the petals just beginning to unfurl. The configuration of the center is not usually evident. The exhibition stage bloom should meet all the criteria of a bloom at exhibition stage for the variety. The open bloom should have petals unfurled with fresh stamens showing. The schedule should state if specimens are exhibited in one or multiple containers. Some show schedules also indicate the way in which the specimens are to be arranged.

There a wide variation between schedules in the requirements for this class. Show schedules sometimes have differences in the requirements previously described, *e.g.* calling for the third bloom to be $\frac{3}{4}$ open without stamens apparent. A variation, sometimes seen in miniature classes, calls for a bud, an exhibition stage bloom, an open bloom, and a spray of the same variety of rose exhibited in one or separate containers. As with all challenge classes, the judge must carefully read this class description prior to judging the class, as the schedule takes precedence over the general description outlined above.

Horticultural excellence of the individual specimens is assigned 80% of the overall score. Each specimen is judged using the prime elements of judging. Each specimen counts equally. The exhibition stage bloom is judged using the standards for an exhibition stage bloom. The open bloom is judged using the standards for an open bloom. Judging the bud is a little more difficult because there are no standards for form for this type of specimen. Generally form is judged by how well the specimen fits the definition (sepals down and petals just beginning to unfurl) and if the petals are beginning to unfurl in a symmetrical manner. The other five prime elements can be more or less applied as they are in other specimens, but the specimen may be out of balance and proportion because the bud is smaller than a bloom would be.

Overall appearance is assigned 20% of the overall score. Merit is awarded to a pleasing appearance of the specimens and how well the blooms combine to represent the cycle of bloom of the variety exhibited. An exhibitor may choose to vary the stem lengths of the individual specimens, but the effect on the overall appearance of the entry should be determined.

In some shows exhibitors “tier” the blooms placing the open bloom low, the exhibition bloom in the center and the bud at the top of the exhibit. Unless the schedule specifically calls for this presentation the judges should penalize specimens that do not display adequate balance and proportion.

Multiple Specimens

Multiple specimens in one container, vases, and bouquets

This class typically calls for a specific number of specimens in one container. Exhibitors may be required to use a container supplied by the show committee, or they may be permitted or required to supply their own. The schedule may specify the type of blooms and/or stage or stages of bloom permitted. The schedule may also limit the number of specimens per variety or may call for a certain minimum of varieties. All the varieties exhibited should be listed on an entry tag or a card displayed with the exhibit. Unless required by the show schedule, special collection tags are not required.

Horticultural excellence of the individual specimens is assigned 80% of the overall score. Each specimen is judged using the prime elements of judging. Each specimen counts equally. Overall appearance is assigned 20% of the overall score. Merit is awarded to the uniformity in size, degree of opening, and form of the individual specimens, as well as to the overall appearance of the specimens including stem length. The use of a harmonious and complementary combination of colors should be considered in the overall appearance if more than one variety is used in the exhibit. If more than one bloom of the same variety is entered in the exhibit those colors should match.

Collections of sprays in one container

The same considerations apply to collections of sprays in one container as apply to collections of one bloom per stem specimens in one container. Each individual spray specimen is judged using the criteria discussed in Chapter 8.

Horticultural excellence of the individual specimens is assigned 80% of the overall score. Each specimen is judged using the prime elements of judging. Each specimen counts equally. Overall appearance is assigned 20% of the overall score. Merit is awarded to the uniformity in size, degree of opening, and form of the individual specimens, as well as to the overall appearance of the specimens including stem length and, if the exhibit contains more than one variety, to use of a harmonious and complementary combination of colors. If more than one spray of the same variety is present in the exhibit, the colors of the blooms should match.

Collections of Species, Old Garden Roses, and/or Shrubs in one container

This class typically calls for a minimum number of varieties and specimens of the indicated type or types of roses. The judge should carefully check the exhibit to make sure that all varieties exhibited satisfy the requirements of the class. The classification and, if relevant, the introduction date, of each variety with which the judge is not extremely familiar should be checked. Each specimen is judged using the criteria discussed in Chapters 12 and 13.

Unless the show schedule specifies a special scorecard for this class, the exhibit is judged using the same considerations that apply to other challenge classes. If the specified entry tag is not large enough to adequately list all the varieties in the container, exhibitors are permitted to list all the varieties on a card displayed next to the exhibit.

Horticultural excellence of the individual specimens is assigned 80% of the overall score. Each specimen is judged using the prime elements of judging. Each specimen counts equally. Overall appearance is assigned 20% of the overall score. OGR vase collections vary from other collection classes because the forms and size of blooms differ greatly between varieties. The bouquet's appearance should be symmetrical with a harmonious and complementary combination of colors. Blooms in an OGR bouquet are often staged more closely together than bouquets containing other classes of roses, but tight compaction of blooms without a symmetrical layout should be penalized according to the degree of distraction.

Multiple specimens in separate containers

Each container should have its own entry tag, unless the schedule states otherwise. The collection may be staged in any formation of the exhibitor's choice, but must be confined to the space allotted for the exhibit. Although this affords the exhibitor an opportunity to show his or her talents in staging the exhibit, it is up to the judge to evaluate the overall appearance, remembering the prerequisite horticultural excellence.

Horticultural excellence of the individual specimens is assigned 80% of the overall score. Each specimen counts equally. Overall appearance is assigned 20% of the overall score. Merit is awarded to the uniformity in size, degree of opening, and form of the individual specimens, as well as to the overall appearance of the specimens including stem length. The use of harmonious and complementary combination of colors should be considered in the overall appearance if more than one variety used for in the exhibit. If more than one bloom of the same variety is entered in the exhibit the colors of the blooms should match.

Hi-Lo

The Hi-Lo calls for two specimens, one of a larger rose and one of a smaller rose, matched for form, color, and degree of openness. There are many possible combinations: (1) large rose/miniature rose, (2) large rose/miniflora rose, (3) miniflora rose/miniature rose, (4) floribunda spray/miniature spray or miniflora spray, etc. As with all challenge classes, it is important for the judge to carefully read the requirements set forth in the show schedule before judging the class.

Horticultural excellence of the individual specimens is assigned 80% of the overall score. Overall appearance is assigned 20% of the overall score. Merit is awarded to the uniformity in color, degree of opening, and form of the individual specimens, as well as to the overall appearance of the specimens. Stem length should reflect appropriate balance and proportion for each specimen.

Triad

The triad typically calls for a hybrid tea bloom, a grandiflora bloom or spray, and a floribunda spray, exhibited in one or separate containers. Other combinations of classes may be used so it is important for the judge to carefully read the requirements set forth in the show schedule before judging the class.

Each specimen should be judged by the standards for their appropriate class (one-bloom-per stem blooms, sprays, etc.). Horticultural excellence of the individual specimens is assigned 80% of the overall score. Each specimen counts equally. Overall appearance is assigned 20% of the overall score. Merit is awarded to the uniformity in degree of opening, and form of the individual specimens, as well as to the overall appearance of the specimens including stem length. The use of a harmonious and complementary combination of colors should be considered in the overall appearance. An exhibitor may choose to vary the stem lengths to exhibit balance and proportion for the individual specimens, but the effect on the overall appearance should be complementary.

CLASSES FOR SPECIMENS WITHOUT STEMS

General Considerations

These classes, by definition, are for blooms without stems. Although some schedules may permit, or require, the presence of a leaf, the blooms are typically shown without foliage. The sepals are considered part of the bloom, not part of the foliage. Removal of the sepals is cause for penalization dependent on the degree of distraction.

Each individual specimen is evaluated for horticultural excellence. The points for each

bloom are assigned using the prime elements of judging applicable to a bloom, *i.e.*, form, color, substance, and size. Because there are no points applicable to stem and foliage and to balance and proportion, each of the prime elements of judging applicable to a bloom is relatively more important in determining the points applicable to horticultural excellence. For multi-bloom classes, overall appearance will include uniformity of color (or harmonious color combination if different varieties are used), and the form, size and degree of openness of the blooms. The points for overall appearance will also depend on the requirements of the class and how well the exhibit satisfies these requirements. These factors are discussed in more detail for each individual class.

Rose in a Bowl

This class typically calls for a bloom without stem and foliage placed in a bowl of water. Although some schedules permit or require the exhibitor to supply his or her own container, exhibitors are typically required to use a bowl supplied by the show committee. As with all challenge classes and collections, the judge should read the schedule to determine if each entry meets the requirements of the class.

For the ARS Best Rose Bowl, Large Bloom Certificate, any class of large rose at any stage may be exhibited. However, the show schedule may limit the class to certain classifications or to a certain stage. If no stage is specified in the show schedule, any stage is permitted. Foliage is not permitted unless allowed or required by the show schedule. Unless specifically prohibited, the bloom may have a short piece of stem. For example, plastic champagne glasses are sometimes used for miniature and/or miniflora blooms so a short piece of stem extending into the neck of the container can keep the bloom centered in the container. A stem that touches the bottom of the container is not a disqualification unless the schedule specifically prohibits it. The use of colored water does not disqualify an exhibit unless the use of colored water is prohibited by the show schedule. However, use of colored water may be subject to penalization if the judge determines that it distracts from, rather than enhances, the overall appearance of the exhibit.

Horticultural excellence is judged applying the standards appropriate for the type of rose and stage exhibited. Horticultural excellence of the bloom is assigned 80% of the overall score. The bloom is judged using the four prime elements of judging applicable to a bloom. Overall appearance is assigned 20% of the overall score. Factors affecting appearance include level floating of the bloom, how well the bloom fills the bowl, and whether the position in the bowl presents a pleasing appearance.

Miniature and miniflora bowl classes are judged by the same criteria as the large rose bowl class. The schedule may have separate classes for miniflora and miniature blooms or both may be included in the same class. However, separate classes are preferred because, with respect to size, miniature and miniflora blooms are judged by different standards. If ARS Certificates are being awarded, miniflora and miniature entries must be judged separately because the Miniflora Rose Bowl Certificate can only be awarded to a miniflora entry and the Rose Bowl, Miniature Bloom Certificate can only be awarded to a miniature entry.

Multiple Blooms in a Bowl

Schedules may contain one or more classes for multiple specimens placed in a bowl, such as seven blooms on water in a container. Horticultural excellence of the blooms is assigned 80% of the overall score. Each specimen counts equally. Overall appearance is assigned 20% of the overall score. Merit is awarded to the uniformity in size, degree of opening, and form of the individual specimens, as well as to the overall presentation of the specimens. The use of a harmonious and complementary combination of colors should be considered in the overall appearance if more than one variety is used in the exhibit. If more

than one bloom of the same variety is entered in the exhibit, the colors of the blooms should match. Factors affecting appearance also include level floating of the blooms, how well the blooms fill the bowl, and whether their position in the bowl presents a pleasing appearance.

Rose in a Frame

The Rose in a Frame typically calls for one bloom in a picture frame. Any bloom may be exhibited unless the class is limited to certain types of roses by the show schedule. Miniatures and minifloras are usually placed in separate classes from the large rose in the frame classes. The bloom should be at exhibition stage unless the show schedule specifically allows for other stages of entry. Foliage is not permitted unless allowed or required by the show schedule. If foliage is allowed or required, the leaves are usually arranged beneath the bloom to frame the bloom.

Horticultural excellence is judged applying the standards appropriate for the type of rose and stage exhibited. Horticultural excellence of the bloom is assigned 80% of the overall score. The bloom is judged using the four prime elements of judging applicable to a bloom. Overall appearance is assigned 20%. Factors affecting appearance include position, how well the bloom fills the frame, and balance and proportion to the frame.

Boutonniere

When included in the horticulture schedule, the boutonniere class is judged by the standards applicable to challenge classes. It is important for the judge to read the class description for the stage of bloom required (at many shows bud stage is mandated) and whether foliage is permitted or required. When the boutonniere class is part of the arrangement schedule, it must be judged by ARS arrangement judges using ARS standards for arrangements. The ARS Best Personal Adornment Certificate is an arrangement certificate and may not be awarded to a boutonniere that is listed in the horticulture schedule.

Horticultural excellence is judged applying the standards appropriate for the type of rose and stage exhibited. Horticultural excellence of the bloom is assigned 80% of the overall score. The bloom is judged using the four prime elements of judging applicable to a bloom. Overall appearance is assigned 20%. Factors affecting appearance include position and balance and proportion of the boutonniere to the display frame (if a frame is used).

English Box

The large rose English Box typically calls for six blooms, exhibited in two rows of three blooms each. However, boxes of 12, 18, or 24 blooms are sometimes seen. Although some schedules permit or require the exhibitor to supply his or her own box, exhibitors are typically required to use a box supplied by the show committee.

Any type of large rose may be exhibited unless the class is limited to certain classifications of roses by the show schedule. The specimens should be shown at exhibition stage unless the show schedule specifically allows for other stages of entry. Foliage is not permitted unless permitted or required by the show schedule. If foliage is permitted or required, the leaves are usually arranged beneath the bloom to frame the bloom. A variety of bloom combinations may be required. As with all challenge classes and collections, the judge should review the schedule for the requirements of the class and determine if each entry meets the requirements.

The ARS Best English Box Regular Certificate may be awarded to the best large rose English Box in the show. Although the schedule may have classes for more than one type of large rose English Box, such as hybrid teas, Old Garden Roses, Shrubs, etc., only one ARS Best English Box Regular Certificate may be awarded in each show.

It is up to the show committee to determine if miniatures and minifloras may be combined in an English Box. However, if the schedule permits minifloras and miniatures to be exhibited in the same box, or in the same class, the Best English Box Miniature Certificate may not be awarded to the winning entry because the certificate is limited to classes for miniatures.

Horticultural excellence is judged applying the standards appropriate for the type of rose and stage exhibited. Horticultural excellence of the individual specimens is assigned 80% of the overall score. Each specimen is judged using the four prime elements of judging applicable to a bloom. Each specimen counts equally. Overall appearance is assigned 20% of the overall score. Merit is awarded to the uniformity in size, degree of opening, and form of the individual specimens, as well as to the overall presentation of the specimens. The use of a harmonious and complementary combination of colors should be considered in the overall appearance if more than one variety is used in the exhibit. If more than one bloom of the same variety is entered in the exhibit, the colors of the blooms should match.

Painter's or Artist's Palette

The Painter's or Artist's Palette typically calls for five, six, or seven blooms, exhibited in a container resembling an artist's palette. The specimens should be shown at exhibition stage unless the show schedule specifically allows for other stages of entry. The class may call for large roses, minifloras, or miniature roses. Some schedules may permit any type of large rose and others may limit the class to a specific type of large rose, such as floribundas. Miniatures and minifloras are usually placed in separate classes from the large rose palette classes. Some schedules may permit minifloras and miniatures to be exhibited in the same palette while others may require all minifloras or all miniatures. Some schedules may require that each bloom be of a different color class.

Horticultural excellence is judged applying the standards appropriate for the type of rose exhibited. Horticultural excellence of the individual specimens is assigned 80% of the overall score. Each specimen is judged using the four prime elements applicable to a bloom. Each specimen counts equally. Overall appearance is assigned 20% of the overall score. Merit is awarded to the uniformity in size, degree of opening, and form of the individual specimens, as well as to the overall presentation of the specimens.

Uniformity of color is not desirable in this class. The exhibit should resemble what its name suggests: an artist's palette. In the ideal palette, each bloom is a different color, progressing from a light color, such as white, to a dark color, such as dark red or mauve, as might be seen on an artist's palette. Therefore, uniformity of color should be penalized and non-uniformity of color rewarded.

Other Classes for Multiple Specimens without Stems

Other classes for multiple specimens without stems are sometimes seen in rose shows. Depending on the requirements of the class, the class may be for large roses, miniflora roses, and/or miniature roses.

A variant of the English Box is the "American Box," which calls for nine specimens without stems, exhibited in a three rows by three rows box. Typically, the schedule calls for two or more varieties forming a geometric pattern. A box of five, exhibited in an "X" pattern, is another class for multiple specimens without stems. The bloom at the center of the "X" often is a different variety from the other four specimens. Another class is the "Ship's Wheel" in which six blooms are equally spaced in a circle resembling a ship's wheel. Typically, two varieties, three blooms each, are arranged in an alternating pattern around the circle. The "Petit Four" class calls for four small ("micro-mini") blooms of the same variety, typically 3/4 in (1.9 cm) in diameter or less, exhibited in a small, two row by two row, box.

In these and similar classes, the same rules apply. Horticultural excellence is judged

applying the standards appropriate for the type of rose and stage exhibited. Each specimen is judged using the four prime elements of judging applicable to a bloom. Horticultural excellence of the individual specimens is assigned 80% of the overall score. Each specimen counts equally. Overall appearance is assigned 20% of the overall score. Merit is awarded to the uniformity in size, degree of opening, and form of the individual specimens, as well as to the overall presentation of the specimens. The use of a harmonious and complementary combination of colors should be considered in the overall appearance if more than one variety is used in the exhibit. If more than one bloom of the same variety is entered in the exhibit, the colors of the blooms should match.

ARS CHALLENGE CLASS AND COLLECTION CERTIFICATES

The ARS places few limitations on the award of the Challenge Class and Collection Certificates. Although the “Best English Box Regular Certificate” and the “ARS Best Rose Bowl, Large Bloom Certificate” are limited to large roses, they are not limited either to hybrid teas or to specimens at exhibition stage. Under the ARS rules, the Best Rose in a Bowl can be awarded to a bloom of any large rose in a bowl, including, for example, an open bloom or an Old Garden Rose. The Best English Box Regular Certificate can be awarded to a box of any combination of varieties, types, and stages of large roses, including boxes that have, for example, nine or twelve roses.

If the schedule permits miniature and miniflora blooms in the same exhibit or class, the winning exhibit is not eligible of any ARS award that is limited to classes for either miniatures or minifloras. However, the Best Hi-Lo Certificate can be awarded to any combination of a large rose with a miniature or miniflora rose, or to a combination of a miniflora rose with a miniature rose. At ARS mini-national conferences, the Best Hi-Lo Certificate has been awarded to a combination of a miniflora rose with a miniature rose.

Within these limitations, the show schedule may further limit the type or types of roses and the stage or stages to which these certificates may be awarded. However, further limitation is not required by ARS rules.

English Box Regular
English Box Miniature
Hi-Lo
Rose Bowl, Large Bloom
Miniflora Rose Bowl
Rose Bowl, Miniature

A complete and up-to-date list of certificates offered by the American Rose Society can be found under “Show Supplies” in the ARS Store section of the ARS website (ARS.org).

CHAPTER 15

JUDGING SEEDLINGS AND SPORTS AND OTHER CLASSES

SEEDLINGS AND SPORTS

Definition

A seedling is an original specimen created by hybridization by the exhibitor. Some show schedules also include sports in this class. A sport is a mutation by nature of a variety resulting in a new variety.

An exception to the requirement that a rose be exhibited under a name that has been recognized by the American Rose Society is made for unregistered seedlings and sports. Unregistered seedlings and sports, by definition, do not have registered names recognized by the American Rose Society. Once seedlings have been registered they should not be shown in the seedling class. The parents of the seedling or, in the case of a sport, the variety from which the sport originated, should be noted on the entry tag as well as the type of rose.

Seedlings and sports can be of any rose type and should be judged by the standards of that type. However, originality of the characteristics of the variety is given extra consideration in the point scoring of the specimen. Originality or novelty represents beauty that is different from other roses in commerce. Originality should not represent something strange or ugly.

Point Scoring

Seedlings and sports are judged using a special scorecard. Point scoring for seedlings and sports is as follows:

ORIGINALITY.....	20
FORM.....	20
COLOR	20
SUBSTANCE	20
STEM AND FOLIAGE	10
BALANCE AND PROPORTION	5
SIZE	5
TOTAL.....	100

Seedling Awards

Rose seedlings and rose sports should not be considered for any ARS or show awards other than those specifically designated for them. The ARS offers the following certificates to the best blue-ribbon winners in the following category.

Best Seedling

OTHER CLASSES

This section describes the judging of some other classes found in roses shows. They are collected here because they do not readily fit into any other section of the *Guidelines*. Whether or not any of these classes is a “challenge class” depends on the show schedule in which it appears.

Judges' Class

The judges' class is open to all horticultural judges of the show and their immediate families who share the same garden. Two different judges may enter the judges' class from the same garden and may even enter the same variety of rose. Any judge present during judging who does not have an entry in this class, including judges who are exhibiting in the show rather than judging it, may judge the class. Under no circumstances shall the winner of the judges' class be considered for any show award other than that designated for the judges' class or classes.

There is no ARS rule that would prevent a judge who is only judging arrangements from exhibiting in the horticulture classes of the show. Unless the rules of the show indicate otherwise, a judge who is only judging arrangements may exhibit in either the horticulture classes of the show or in the judges' class, but not both. Unless the rules of the show indicate otherwise, the judges' class is open to judges who are only judging arrangements if the rules do not allow them to compete in the horticultural classes of the show. Unless the rules of the show indicate otherwise, a show chairman of judges, who is not judging the show, may exhibit in either the horticulture classes of the show or in the judges' class, but not both.

Schedule writers are encouraged to include a Judges Class or Classes in their schedules. Judges frequently travel to shows from areas in which the peak hybrid tea bloom is past or has yet to arrive. Therefore, the class should not be limited to hybrid teas. Separate classes for large roses and for miniatures and miniflora roses may be included, if desired. Additional classes may also be included if there is sufficient interest. However, only one ARS Best Judge's Entry Certificate may be awarded in each show.

The standards used for "One Specimen Challenge Classes," should be used (See *Chapter 14, Judging Challenge Classes and Collections*).

Fragrance Class

Schedules may include a class for fragrance. If the ARS Most Fragrant Certificate is to be awarded, the class must be judged by ARS accredited judges using the following scorecard:

Fragrance	70
Horticultural Excellence	30

Horticultural excellence is judged applying the standards appropriate for the type of rose and stage exhibited.

If the winner of the fragrance class is selected by any other method, such as a vote by the public, the winner can be awarded a trophy that is not an ARS award, but not the ARS Most Fragrant Certificate. Some shows use both methods; awarding the ARS Most Fragrant Certificate to the entry selected by the judges and awarding a trophy to the entry selected the public.

Novice Class

Schedules usually include a novice class or classes. Eligibility to enter this class is determined by the show schedule, not by the judge. The judge should check the schedule to determine if the blue-ribbon winners in this class are eligible for other awards, such as Hybrid Tea Queen of Show, Floribunda Spray Queen of Show, Best Modern Shrub, etc.

Although the ARS offers a Best Novice Certificate, the *Guidelines* do not define novice, leaving the definition up to the show committee. Consequently, the definition can be fitted to the sponsoring society's desire to encourage new exhibitors. For a local show the class might be

limited to those who have never won a blue ribbon or who have never won a trophy in the horticulture division of any ARS show, or who not won more than some specified number of blue ribbons, such as three, in the horticulture division of any ARS show. The definition can also be tailored to the level of competition. For a district or national show, a novice might be defined as someone who has never won a blue ribbon or a trophy at a district or national show.

Many new exhibitors begin by growing roses such as shrubs or miniature roses, rather than hybrid teas. To encourage new exhibitors, schedule writers are urged not to limit the class to any particular type of rose, such as hybrid teas, but to allow any type of rose at any stage to be entered in the class, or to include several classes for different types of roses.

The standards used for any other single specimen class should be used for judging the novice classes. However, in judging the novice class, judges should remember that inexperienced or novice exhibitors are encouraged by some small degree of success. However, standards for blue ribbons should be maintained.

Junior Class

Schedules usually include a junior class or classes, limited to exhibitors below a certain age. Exhibitors must have grown the roses themselves in their own garden, which may be part of a larger garden.

Junior is not defined in the *Guidelines*, leaving the definition up to the show committee. Therefore, eligibility to enter this class is determined by the show schedule not by the judge. Typical cutoff dates are age sixteen and age eighteen. The judge should check the schedule to determine if the blue-ribbon winners in this class are eligible for other awards, such as Hybrid Tea Queen of Show, Floribunda Spray Queen of Show, Best Modern Shrub, etc. The standards used for any other single specimen class should be used for judging the junior classes (See *Chapter 14, Judging Challenge Classes and Collections*). However, in judging the junior class, judges should remember that inexperienced or novice exhibitors are encouraged by some small degree of success. However, standards for blue ribbons should be maintained.

Small Garden Class

Schedules may include a class limited to exhibitors who grow fewer than a certain number of rose plants. Eligibility to enter this class is determined by the show schedule, not by the judge. The judge should check the schedule to determine if the blue-ribbon winners in this class are eligible for other awards, such as Hybrid Tea Queen of Show, Floribunda Spray Queen of Show, Best Modern Shrub, etc.

“Leftover” Classes

Schedules may include a class for “leftovers,” typically a container that contains a certain specified minimum number of specimens. The schedule should be checked to make sure the exhibit meets the requirements of the class. For example, the class may permit both blooms and sprays and/or may permit any stage of bloom. In some cases, the requirement that the specimens be named is waived.

Unless the schedule indicates otherwise, this class is judged using the same standards applicable to the multiple specimens in one container class (See *Chapter 14, Judging Challenge Classes and Collections*). Each specimen is judged using the prime elements of judging applicable to the stage and type of bloom exhibited. Each specimen counts equally.

Container Grown Exhibits

Classes for roses grown in pots or hanging baskets, typically for miniature and/or miniflora roses, are sometimes found in rose shows. For shows held in the winter or early spring the requirement that the exhibit be grown outdoors is typically waived. The schedule

should be reviewed to make sure that the requirements of the class are met, especially the requirements, if any, with respect to the container. Show schedules may place some limitation on the size of the container to provide uniformity to the class and to limit the amount of area required to stage the class.

There is no ARS scorecard for judging container grown plants. The judge should consider the following factors: peak of perfection of the plant; quantity and quality of the blooms; appearance of the foliage; freedom from insects and disease; grooming, staging, and overall appearance of the plant. The plant should have a number of buds and blooms. Spent blooms and dead and diseased foliage should be removed. The container should be clean and of appropriate size for the plant.

Photography

There is currently no ARS scorecard for judging photographs. In the ARS photo contest, which selects winning photographs for the *American Rose* magazine, photographs of roses are judged 50 percent on exhibition quality and 50 percent on photographic excellence; photographs of arrangements are judged 50 percent on the arrangement design and flower quality and 50 percent on photographic excellence; and other rose photographs (activities, gardens, artistic and abstract photographs, etc.) are judged on photographic excellence only.

Exhibition quality is determined by applying the prime elements of judging. However, the judge can only view the rose from one perspective, and it frequently is not possible to evaluate foliage, balance and proportion, and, in the absence of a scale of reference, size. Photographic excellence includes such factors as lighting, depth of field, focus, composition, etc.

The Pacific Southwest District has developed a schedule of classes for rose photography as well as a scorecard for judging rose photographs. The experience of the PSW District in judging rose photography can be found in the 2010 *American Rose Annual*, p. 107.

Awards for Other Classes

The following ARS awards are available for these classes:

Best Judge's Entry

Best Novice

Best Junior One-Bloom-per-Stem

Best Junior Spray

Most Fragrant Certificate

As noted above, these certificates, including the Best Judge's Entry and the Most Fragrant Certificate, can only be awarded by ARS accredited judges using ARS judging standards. Only one certificate of each type may be awarded per show.

The ARS also offers a Sweepstakes Certificate. The classes included in the sweepstakes competition and the manner of selecting the winner are determined by the show committee.

CHAPTER 16

JUDGING THE COURTS OF HONOR AND BEST IN SHOW

Introduction

The ARS currently provides Queen, King, and Princess Certificates for four Courts of Honor: Hybrid Tea/Grandiflora, Floribunda Spray, Miniflora, and Miniature. The number and titles of any additional specimens to make up a Court of Honor are at the discretion of the local show committee.

In Judging a Court of Honor, a judge must waive his or her preference for any particular variety, and must determine which specimen is the best example of its variety. Other specimens of the same variety are no longer available as a reference. Consequently, mental pictures of the best possible specimen for the variety must be brought forth from memory. The judge must then decide which of the roses in contention most closely approaches perfection.

At this point, it is important to be more critical of the specimens than when judging them in their respective classes. The specimens have had time to improve or deteriorate since they were first judged. Consequently, the judge must evaluate each rose again and not rely on impressions of what they were like when judged in the class. By reassessing and reevaluating each characteristic and judging element, the judge should be able to reach a valid decision.

Because we are human and have the tendency to express what we like, we must be extremely careful that we do not influence the decisions of our fellow judges. To avoid the dangers of oral judging, Courts of Honor should be judged by written ballot so each judge gives an independent judgment. One should not attempt to color another's thinking by verbalizing his or her opinion when balloting.

As a final word about Courts of Honor selection, as you move from the best of the hybrid teas, to floribunda sprays, to minifloras, and to miniatures, you must realign your thinking to make sure you are judging by the standards set forth for each type of rose.

Balloting for Queen, King and Princess

There are several methods that can be used to select the Courts of Honor. Local rose societies may use any of these methods.

In one method, those roses awarded blue ribbons in the eligible classes are presented for judging. Each entry is numbered and balloting is done by number. Voting by number, rather than by varietal name, simplifies the counting of the ballots. In addition, if blue-ribbon winners from the novice, junior, and/or small garden classes are eligible for the Courts of Honor, more than one specimen of a particular variety may be presented for voting. Each judge ballots for the number of roses on the Court of Honor, in any order. The roses receiving the highest number of votes remain in contention, and the others are returned to their appropriate classes.

Each judge then votes for one rose to select the Queen. If there is a tie on the first ballot, the tied roses are voted on again until a Queen has been selected by a plurality. After the Queen has been selected, the judges vote for one of the remaining roses for King. The process is again repeated to select the Princess. If the Court includes more roses, the process may be repeated until all the spots in the Court are filled. If the votes are scattered, because only a plurality is required, as few as two or three judges can pick the Court of Honor.

In another method, the roses in contention are selected by balloting in any order, as above. On the second ballot the judges vote for the roses in order. Each vote for Queen gives the rose a number of points equal to the number of roses on the Court, for example, five points if there are five roses on the Court of Honor. A vote for King gives the rose one fewer point, for

example, four points if there are five roses on the Court of Honor. And so on, until the rose voted last receives one point. The points are added up and the rose with the highest number becomes Queen. The second highest number becomes King, and the third highest number becomes Princess. This method has been criticized because, if all the judges vote for the same rose for King, and votes are mixed for Queen, the rose the judges all felt should be King will become the Queen as it will have the highest number of points. However, this rose represents the consensus of the entire panel of judges, rather than the choice of a few judges, because it would win any one-on-one vote between it and any other rose on the Court.

In a modification of this method now used at national shows, after the roses in contention have been selected, each judge votes for the three best roses in order. If one rose receives a majority of first place votes, it is the Queen. If no rose receives a majority of first place votes, an additional ballot is conducted between the two or more roses that have received the largest number of first, second, and third place votes. Each judge votes for one rose. If more than two roses are being voted on and none receives a majority on the second vote, the rose having the fewest votes is eliminated and the process continued until one rose receives a majority of the votes. If it is not possible to determine the second and third best roses by a review of the initial ballots, additional ballots are conducted between the roses that have received a large number of votes in the initial ballot to determine the King and Princess.

Judging the Best in Class for ARS Certificates

The best in class is chosen from the blue-ribbon winners of that class of roses. If the number of entries is expected to be small, one of the teams that judged those classes can be asked to choose the best in class from all the blue ribbons given in the section. If there are many entries, the Show Chairman of Judges can ask two teams to ballot for the best in class.

All of the prime elements of judging are again applied and blue-ribbon winners are judged again to select the best in class. A judge must waive his or her preference for any particular variety and determine whether one specimen is a better example of its variety than another. A mental picture of the best possible specimen for a variety must be brought forth from memory. Again, the premise that a superior example of a variety should be rewarded prevails.

Judging for the Best in Show

ARS provides a certificate for Best in Show and many rose shows also provide a trophy for this award. The best blue-ribbon winner in each class in the show is included in the competition. At the option of the show committee, challenge classes, collections, and even the arrangement certificate winners may also be included in the competition. The selection should be by written ballot so no judge can unduly influence the others.

The judges should take time and care to select the Best in Show. The Best in Show should not be an award given to the largest and showiest entry on the table, or an award given to a particular variety or classification favored by a judge.

It is difficult to judge one type of rose against another type or a collection of roses. The only practical way to approach this situation is to evaluate which specimen or exhibit is the superior example of a particular rose, spray, or group of roses. The Best in Show should be an outstanding specimen or exhibit that exceeds normal standards for how that particular classification is exhibited. An exhibit that makes the judge think "that is the best (fill in the blank) I have ever seen"! As judges look carefully at each exhibit on the awards table, they should ask themselves which is the best example of that variety, or class they have ever seen. Often this helps the judge to make a valid selection for the Best in Show.

CHAPTER 17

GUIDELINES FOR ROSE SHOWS

ROSE SHOW FORMATS

Each Society may establish its own show procedures and local rules. However, such rules shall not conflict with established ARS rules. Local societies are strongly encouraged to follow the guidelines for ARS show procedures.

One-Class-Per-Variety Show

A one class per variety is a show in which every variety entered competes for ribbons only against roses of the same variety. The entries may be arranged alphabetically by varietal name, by color class, or alphabetically within each color class. Examples include alphabetical shows and alphabetical color class shows, described below.

Alphabetical Shows

It is the format used for all National shows. Roses of the type and stage are placed on the show table in alphabetical order. Roses of the same variety are placed together. Ribbons are awarded to each variety as the judges see fit. Although it may be difficult to assign the proper space for each type of rose, this format is the easiest for the exhibitor. However, before judging a particular variety, the judge should check to make sure that all the entries of the variety have been grouped together for judging. If the judge later determines that a correctly labeled and placed entry of that variety has been inadvertently omitted from the judging, the omitted entry should be placed with the other entries of that variety and the class rejudged.

Color Class Shows

In this format, specific classes are assigned to each color class in each type and stage of rose. Often there are specific classes for certain named varieties. When there are many entries of the same variety in a color class (such as the medium pink class) additional classes for those named varieties are added after entries close. This format is difficult for the newer exhibitor as they must look up the color class of each rose entered.

Alphabetical Color Class Shows

In order to keep the aesthetic look of a color class show, a society may decide to use this format. It combines the alphabetical format and the color class format. Roses are placed in classes arranged by type, stage, and color class. Within each color class, the roses are placed alphabetical order and judged just as in an alphabetical show. Although the exhibitors still have to look up the color class of each variety, placing the exhibit is simplified.

WRITING A GOOD SCHEDULE

The final authority for a rose show is its own schedule provided it is not in conflict with ARS rules. If the show schedule is in conflict with the rules governing ARS awards, the judges must decline to give the awards.

A well written show schedule will eliminate many problems that can occur during judging. It is advisable to have an accredited judge write the show schedule. All show schedules should contain rules for exhibitors. Information that should be included: the time and place for entries, time entries may be removed at the close of the show and by whom. Also, in which classes containers will be provided by the show committee and information required on the entry tags. Be specific as to which entry tags are to be used in the collection and challenge classes. If the

ARS collection tags are to be used in some classes it should be noted. Be sure to include information regarding the use of wedging material. Indicate if wedging material is permitted and if there is any restriction as to the types of wedging material that can be used.

It is important to be clear as to the requirements of a class. This is especially true of challenge classes and collections. Terms that are not defined by the *Guidelines* should be avoided or must be defined in the schedule. Terms that are not defined by the *Guidelines* and must be defined in the schedule include, for example, “novice”, “junior”, “micro-mini”, “decorative rose”, “blend rose”, and “English rose”. If a class description contains an undefined term or a class description is ambiguous or unclear so the judge is uncertain as to whether an entry satisfies the requirements of the class, rather than guess what was intended, the judge should ask the show committee to clarify the class description.

To avoid confusion, listing the types of roses and stage or stages of bloom allowed in Rose in a Bowl and the Picture Frame Classes is especially important. Be specific; it will be helpful to the exhibitors and the judges. The Chairman of the Horticultural Judging Committee or the District Chairman of Judges would be pleased to review your schedule and give advice to improve it.

GUIDELINES FOR ROSE SHOWS USING ARS STANDARDS

Purpose

The purpose of this section is to present guidelines and procedures applicable to National and District Shows and suggested for local shows eligible for ARS awards. This information is intended to help achieve consistency in the operation of all shows. These guidelines are designed to be useful to Show Chairmen, Chairmen of Judges, judges, exhibitors and schedule writers.

All rose shows operating under American Rose Society standards may offer ARS Awards. Local societies whose dues are current and all districts may offer these awards. Certificates may be awarded at any rose show and at any general flower show when the Show Chairman deems there are sufficient rose entries to warrant the awards and the show is operated in accordance with ARS standards.

Each Society may establish its own show procedures and local rules. However, such rules shall not conflict with established ARS rules. It is strongly recommended the following information be included in all show schedules.

Guidelines for Judges

1. Judging shall be done by ARS Accredited Judges who may be assisted by ARS Apprentice Judges.
2. Judging teams should preferably consist of three Accredited Judges or two Accredited Judges and one Apprentice Judge.
3. Judging shall be in accordance with the current ARS *Guidelines & Rules for Judging Roses*. Judges may bestow or withhold any award, including ribbons, as they see fit. Judging for ARS awards and major show awards should be shared by all the judges judging the show. The decision of the judges is final.
4. After a winning entry has been selected in a challenge or collection class, a team of judges should review the winning entry for any of the disqualification conditions. Special attention should be given to stem-on-stem, side growth, splints, cotton balls, substitution of foliage, insertion of petals, etc. If a disqualification is found, the class will be judged again by the original team or teams of judges to determine if another entry is worthy of the award. This

procedure must be followed in all National and District Shows. It is recommended for local shows.

5. Judges judging the horticulture section of the show and members of their immediate family should not exhibit except in classes specified for the judges. Under no circumstances shall any winner from a class for judges or members of their immediate family be considered for any show award other than an award the Show Committee may designate for the judges' class or classes (*See Chapter 15, Judging Seedlings and Sports and Other Classes*, for a description of the Judges' Class).

6. In a color class show, at the discretion of the judges, more than one first, second or third place ribbon may be awarded in a class, provided awards are made to different varieties. In collection classes calling for more than one variety, more than one first, second or third place ribbon may be awarded. Selection of the best in the collection class shall be from the first place winners if there is more than one. More than one Honorable Mention Ribbon may be awarded in any class.

7. In selecting the Certificate winners it is recommended that the judges use a written ballot rather than oral selection.

8. Judges should not enter the exhibitors' preparation area or the show area prior to the designated time for judging to commence. A separate preparation area should be made by the Show Committee for the judges to prepare their entries for the judges' class.

9. The final authority for a rose show is its own schedule. It should be followed as printed. However, when ARS Awards are given, the rules governing these awards must be followed or the judges must decline to give the awards.

10. Judges should be familiar with the references that list ARS approved exhibition names. The online *Modern Roses* database is the most up to date ARS publication. If it is not available in the show area, judges should have personal copies of these references with them. It is helpful for show committees to have a copy of each of these references available to ease the burden of judges having to carry their own copies. However, unless judges are certain these references will be available, they are obligated to provide their personal copies (*See Chapter 4, Disqualification and Penalization, for a list of these references*).

Guidelines for Exhibitors

All show schedules should contain rules and guidelines for exhibitors. Exhibitors should read these instructions carefully. A disqualification can result from not following the specifications outlined in the schedule. This includes the information required on the entry tag, use of wedging material, method used for placement of exhibits, and the roses eligible in each class.

Exhibiting should be a friendly endeavor; however an exhibitor has the final responsibility for his or her entries. Exhibitors must graciously accept the decisions of the judges as final.

1. Competition should be open to all rose growers regardless of residence. However, the schedule may include one or more challenge classes in which competition is limited to, for example, local society members, members of the district, American Rose Society members, or members who reside in a particular geographic area. Special classes for juniors, novices, and individuals who grow fewer than a certain number of rose plants may also be included.

2. All parties from the same garden **MUST** enter as ONE exhibitor. Except for the judges' class, only one entry of the same variety will be allowed from the same garden in any one class unless explicitly stated in the local schedule. More than one individual may enter the judges' class from the same garden and may enter the same variety of rose.

3. All roses must be grown outdoors by the exhibitor unless there are classes available for greenhouse roses.

4. The show schedule should include the time and place for acceptance of entries. It is also helpful to state when entries may be removed and by whom.

5. Containers and official entry tags will be furnished by the show committee, unless stated otherwise in the show schedule. Unless stated otherwise in the show schedule, each entry must be accompanied by an entry tag showing: class, variety name, and exhibitor's name and address on both sections of the tag. When the schedule calls for multiple specimens displayed in the same container and the specified entry tag is not large enough to adequately name all varieties in the container, exhibitors are permitted to list all the varieties on a standard sized card, so that all varieties could be correctly labeled in a way that is easily visible to the judges.

6. Roses are to be exhibited by the recognized ARS exhibition name (AEN). In every case of conflict between these sources the latest one published shall take precedence. The online *Modern Roses* database is the most up to date ARS publication and takes precedence over all other publications. The following is the list of official ARS publications listing Approved Exhibition Names: *Modern Roses*, *Official List of Approved Exhibition Names for Exhibitors & Judges*, *Handbook for Selecting Roses*, Recent Registrations on the ARS website, and the online *Modern Roses* database. In cases where a variety is not listed in any of the above official ARS publications, the Combined Rose List (CRL) may be used as a reference. An exception is made for special classes for unregistered seedlings and sports, which, by definition, do not have registered names recognized by the American Rose Society.

7. At the time of judging, an exhibition rose should be at its exhibition stage, which is usually one-half to three-fourths open. Grandifloras and hybrid teas sprays should be exhibited in a similar manner to floribunda sprays. Floribunda and polyantha sprays should display the maximum proportion of blooms at or near the exhibition stage for that particular variety. Specimens in open bloom classes must be open with stamens visible.

8. The length of the stem should be in proportion to the size of bloom. Foliage should be clean and free of spray residue.

9. The following scale of points will be used for judging entries:

FORM.....	25
COLOR	20
SUBSTANCE	15
STEM AND FOLIAGE	20
BALANCE AND PROPORTION	10
SIZE	10
TOTAL.....	100

10. Entries will be disqualified for the following reasons:

a. Misnamed, misclassified, misplaced by the exhibitor, unlabeled, or mislabeled. Correctly labeled entries misplaced by the placement committee will be moved to the proper class and, if necessary, the class rejudged.

b. Stem-on-stem, a specimen exhibited with a portion of the previous stem growth attached. Exception: species, Old Garden Roses, and shrubs may be shown stem-on-stem.

c. Presence of foreign substance applied to the foliage, stem or bloom to improve the appearance of the specimen.

d. Not disbudded. Any class calling for one-bloom-per-stem specimens must be exhibited without side buds. A side bud is defined as growth emanating from a leaf axil having sufficient maturity to display the formation of a stem with or without flower buds. The presence of one or two leaflets or leaves at the leaf axil with no evidence of a stem is cause for penalization but not disqualification. Exception: species, Old Garden Roses, climbers, and shrub one bloom-per-stem specimens may be shown with side buds. An exhibitor may remove unwanted growth subject to possible penalization.

e. An entry in violation of ARS rules or local society rules applying to this show.

f. Any rose that has been entered in a show with a name that has not been recognized by American Rose Society will be disqualified. Roses are to be exhibited by the recognized ARS exhibition name (AEN).

11. All entries will be placed by the Show Placement Committee except Challenge Classes which are placed by the exhibitor under the direction of the Placement Committee. (Some societies may wish exhibitors to place all entries and should so state).

Guidelines for Rose Show Clerks

Rosarians who participate as clerks in our rose shows are very important to the success of our shows, particularly at the time of judging. Clerks for the show should be selected from those rosarians who are willing to carry out the duties of a clerk and are interested in observing the judging process. They are responsible to the Chairman of Clerks for the show and are available to provide for any needs of the judges.

The following are guidelines as to the duties, responsibilities and demeanor of the clerks during the time of judging:

1. Clerks will not participate in the judging process, enter into the judges' deliberations or question the judges' decisions.

2. The Chairman of Clerks should refrain from having too many people acting as clerks. Often one clerk per judging team to record awards and one to attach ribbons is sufficient. Two or three clerks should be designated to act as runners.

3. Clerks will follow the judges and affix the ribbons to the entry tags after the entire class has been judged.

4. In classes other than challenge classes and collections, clerks will see that the blue ribbon winning entries are moved to a designated area for final judging in the selection of ARS Certificate Awards. Entry tags of the blue-ribbon winners are left closed until the final award winners have been chosen.

5. A clerk must never touch a bloom. A clerk must never touch an exhibit unless instructed by a judge to move an exhibit. The only exception is when entries are moved to a designated area for selection of the ARS Certificate Awards. In doing so the clerk should carefully grasp the exhibit by the vase. Challenge classes and collections should never be moved or touched until after judging is complete.

6. After ARS Certificate Awards are determined, the clerks should return the remaining blue-ribbon winners back to their original classes.

ARS Awards

Generally rose shows operating under American Rose Society standards will offer ARS Awards. All local societies whose dues are current and all districts may offer these awards. Certificates may be awarded at any rose show and at any general flower show when the Show Chairman deems there are sufficient entries to warrant the awards and the show is operated in accordance with ARS standards. The number of certificates in each category in competition in a

single show shall be limited to one set and may be used only as specified. These certificates, along with other show supplies, are available from ARS Headquarters. A complete and up-to-date list of certificates offered by the American Rose Society can be found under “Show Supplies” in the ARS Store section of the ARS website (ARS.org).

These certificates include:

1. ARS Gold, Silver and Bronze Medal Certificates shall be awarded to the Hybrid Tea/Grandiflora Queen, King and Princess of the Show, respectively.
2. ARS Gold, Silver and Bronze Medal Floribunda Spray Certificates shall be awarded to the Queen, King and Princess of Floribunda Sprays, respectively.
3. ARS Gold, Silver and Bronze Medal Miniflora Certificates shall be awarded to the Miniflora Queen, King and Princess, respectively.
4. ARS Gold, Silver and Bronze Medal Miniature Certificates shall be awarded to the Miniature Queen, King and Princess of Miniatures, respectively.
5. The Dowager Queen Award may be awarded to the best blue ribbon winning Old Garden Rose variety not classed as a species, introduced prior to 1867, including any rose whose exact year of introduction is unknown but which is known to have been in existence prior to 1867.
6. The Victorian Rose Award may be awarded to the best blue ribbon winning Old Garden Rose not classed as a species, introduced in 1867 or later, or whose date of introduction, though after 1867, is unknown.
7. The Genesis Award may be awarded to the best blue ribbon winning species rose. If the Genesis Award is not offered in the show schedule, species roses may be entered in the Old Garden Roses sections and will then be eligible for the Dowager Queen or Victorian Awards, depending on their date of introduction into commerce.
8. In addition to the Certificates listed above, the ARS offers a number of other Certificates. These certificates are listed at the end of the chapters on judging various classifications of roses and well as in Chapter 14, “*Judging Challenge Classes and Collections*” and in Chapter 15, “*Judging Seedlings and Sports and Other Classes*”.

CHAPTER 18

GUIDELINES FOR OPERATING NATIONAL ROSE SHOWS

American Rose Society National Rose Shows are held in the spring and fall in different parts of the country. The following standards have been established for the conduct, staging and judging of these shows. Where applicable, these standards also apply to the National Miniature Rose Shows held at American Rose Society Miniature Conferences. The National Rose Show schedule is not limited to the classes, or numbering of these classes, as set forth here. Additional sections, classes, and collections may be added at the discretion of the show committee with entries arranged alphabetically, where applicable.

All ARS National Convention Rose Show Horticulture Schedules must be approved by the National Chairman of the Horticulture Judging Committee ("National Chairman") and the District Chairman of Horticulture Judges ("District Chairman") of the District in which the show is being held ("the District") **prior to going to print.**

Every ARS National Show shall abide by these guidelines. Any deviation from these guidelines must be approved by the National Chairman, the District Chairman, and the Show Chairman of Judges.

Guidelines for Selecting Judges

Judging assignments will be made by the Show Chairman of Judges and approved by District and National Chairmen of Judges. Judging assignments shall be made in accordance with the guidelines given below.

Judges may request to judge a National Show. The Show Chairman of Judges, in consultation with the District and National Chairmen, will determine the number of judges needed. Judges for the National Rose Show will be selected by the Show Chairman of Judges, the District Chairman, and National Chairman. Members of the ARS Horticulture Judging Committee and the ARS Board of Directors will be given preference if they indicate through proper notification to the Show Chairman of Judges their desire to judge. The ARS President and Vice-President and their spouses or guests, if applicable, shall be invited to judge. All horticulture judges judging the National Rose Show or the National Miniature Rose Show must be registered for the National Convention or Conference.

ARS Apprentice Judges may judge the National Show. However, if possible, there should not be more than one Apprentice Judge per judging team. In the following description "judge" refers to either an Accredited Judge or an Apprentice Judge.

Guidelines for Exhibitors

The show will be governed by the standard rules, regulations and guidelines of the American Rose Society. All show schedules should contain rules for exhibitors.

1. Except for National and District Challenge Classes, competition is open to all rose growers registered for the Convention or Conference regardless of residence. ARS National Classes are open only to members of the American Rose Society registered for the Convention or Conference. If applicable, at the option of the District, some or all of the District Challenge Classes may be limited to ARS members registered for the Convention or Conference who are also members of the District. (By ARS Rules, the J. Horace McFarland District Trophy and the Ralph S. Moore District Trophy are limited to members of the District.) At the option of the host society, the schedule may also include one or more challenge classes that are limited to members of the host society registered for the convention.

2. All entries must have been grown by the exhibitor in his or her own private outdoor garden.

3. The rules should include the time and place for acceptance of entries. It is also helpful to state when entries may be removed and by whom, usually at the conclusion of the show under the direction of the Show Chairman. Exhibitor registration information should be included.

Guidelines for Staging National Challenge Classes

Host rose societies for ARS National Rose Shows shall provide adequate space for the proper staging of ARS National Challenge Classes. Exhibit tables for such entries should be low risers or tables about 18 inches (45.7 cm) high and accessible from both sides by the judges. If such an arrangement cannot be accommodated, then provisions must be made to enable the judges to view the entries from above the blooms. ARS National Challenge Classes for miniature and miniflora roses should be staged on tables of normal height.

Schedule for National Rose Shows

All National Rose Show Schedules (other than the schedules for the National Miniature Rose Shows) shall comprise the following classes. Numbers and sections do not have to be in this order. They can be listed any way that is convenient, but the wording must adhere to these rules. The National Chairman, together with the District Chairman and the Show Chairman of Judges, can make deviations for special circumstances.

Section A — ARS National Challenge Classes

The wording of these classes is given in Chapter 19.

Section B — ARS District Challenge Classes

Wording as provided for by the District. Inclusion of some or all of the District Challenge Classes in the National Show is at the option of the District. The host society may, if it desires, include some or all of its challenge classes, which, at the host society's option, may be limited to members of the host society registered for the Convention.

All varieties in the following sections and classes will be sub-classed by variety name, each variety constituting a separate class, arranged alphabetically.

Section C — Hybrid Tea and Grandifloras

Class C — 1: Hybrid Teas and Grandifloras one bloom-per-stem. Eligible for Hybrid Tea Queen (gold certificate), King (silver certificate), Princess (bronze certificate) and Court of Honor awards.

Class C — 2: Hybrid Tea Single. Eligible for the ARS Best Large Rose Single Bloom Certificate.

Class C — 3: Open one-bloom-per-stem Hybrid Tea or Grandiflora, stamens must show. Eligible for ARS Open Bloom Certificate.

Class C — 4: Hybrid Tea and Grandiflora Sprays. Eligible-for ARS Hybrid Tea Spray and ARS Grandiflora Spray Certificate, respectively. (There may be separate classes for Hybrid Tea Sprays and for Grandiflora Sprays)

Section D — Floribundas

Class D — 1: Floribunda one-bloom-per-stem. Eligible for ARS Floribunda One-Bloom-Per-Stem Certificate.

Class D — 2: Floribunda Sprays. Eligible for Queen (gold certificate), King (silver

certificate, Princess (bronze certificate) and Court of Honor awards.

Section E — Polyanthas

Class E — 1: Polyantha Sprays. Eligible for ARS Polyantha Spray Certificate

Section F — Climbers

Class F — 1: Climber one-bloom-per-stem or spray. Entries must be classed as Large Flowered Climber (LCI), Hybrid Wichurana (HWich) and Hybrid Gigantea (HG). Eligible for ARS Climber certificate. Those varieties classed as CI HTs, CI Min, etc. must be exhibited in their respective non-climbing classes.

Section G — Old Garden Roses

Class G — 1: Old Garden Roses, any varieties NOT classed as a species (Sp) rose introduced prior to 1867, including roses with unknown dates known to be in existence prior to 1867. Eligible for ARS Dowager Queen Award.

Class G — 2: Old Garden Roses, any varieties NOT classed as a species (Sp) rose introduced in 1867 or after, or with unknown dates of origin after 1867. Eligible for ARS Victorian Award.

Class G — 3: Old Garden Roses, any variety classed as a species (Sp) rose regardless of introduction date. Eligible for ARS Genesis Award.

Section H — Shrubs

Class H — 1: Shrubs classed as Hybrid Kordeii (HKor), Hybrid Moyesii (HMoy), Hybrid Musk (HMsk), and Hybrid Rugosa (HRg). Eligible for ARS Classic Shrub certificate.

Class H — 2: Shrubs classed as Shrubs (S). Eligible for ARS Modern Shrub certificate.

The Best Shrub certificate is awarded when the Classic and Modern Shrub certificates are not given. It is selected from the blue-ribbon winners in the five shrub classifications, listed in Class H-1 and Class H-2, above. It cannot be awarded if the Classic Shrub and Modern Shrub awards are given. It is strongly recommended that both the Classic Shrub certificate and the Modern Shrub certificate be offered at all district and national shows.

Section I — Miniatures

Class I — 1: Miniatures one-bloom-per-stem. Eligible for Miniature Queen (gold certificate), King (silver certificate), Princess (bronze certificate) and Court of Honor awards.

Class I — 2: Miniature Single. Eligible for ARS Single Miniature Certificate.

Class I — 3: Open one-bloom-per-stem Miniatures, stamens must show. Eligible for ARS Open Bloom Miniature certificate.

Class I — 4: Miniature Sprays. Eligible for ARS Miniature Spray certificate.

Section J — Minifloras

Class J — 1: Minifloras one-bloom-per-stem. Eligible for Miniflora Queen (gold certificate), King (silver certificate), Princess (bronze certificate) and Court of Honor awards

Class J — 2: Miniflora Single. Eligible for ARS Miniflora Single Certificate.

Class J — 3: Open one-bloom-per-stem Minifloras, stamens must show.

Class J — 4 Miniflora Sprays. Eligible for ARS Miniflora Spray Certificate.

Class K — Additional Challenge Classes and Collections as determined by the show committee. It is recommended that the schedule include those challenge classes and collections for which the ARS offers certificates. (See Chapter 14, *Judging Challenge Classes and Collections*, for a list of these awards.) A complete and up-to-date list of certificates offered by the American Rose Society can be found under “Show Supplies” in the ARS Store section of the ARS website (ARS.org).

The schedule should include a seedling class, at least in shows in which the Rose Hybridizers Association Trophy is not being offered. The schedule should also include a judges’ class or classes.

It is recommended that the schedule include a class or classes for novice exhibitors, a class or classes for junior exhibitors, and a fragrance class. Because the horticulture judging *Guidelines* do not have a definition of novice, the definition of novice is at the option of the show committee and must be included in the show schedule. Although other definitions are possible, for national shows one of the following two definitions of novice might be used: (1) an exhibitor who has never won a blue ribbon in the horticulture division of an American Rose Society district or national rose show, or (2) an exhibitor who has never won a trophy in the horticulture division of an American Rose Society district or national rose show. “Junior” is also not defined in the *Guidelines* and must be defined in the show schedule.

At the option of the show committee, the Best in Show Certificate may be awarded. All the best-in-class single stem entries should be eligible for this award. At the option of the show committee, the winning entries in the challenge classes and collections section as well as the certificate winners in the arrangement section may also be considered for the Best in Show Certificate.

Schedule for National Miniature Shows

The schedule for the horticulture division of the National Miniature Show is similar to this schedule but contains only the miniature and miniflora classes listed above, the national miniature and miniflora challenge classes, and other miniature and miniflora challenge classes as determined by the show committee for the show. It is recommended that the schedule include at least those miniature and miniflora challenge classes and collections for which the ARS offers certificates. (See Chapter 14, *Judging Challenge Classes and Collections* or the ARS Website for a list of these awards.) It is also recommended that the schedule include classes for judges, fragrance, seedlings, novices, and juniors. At the option of the show committee, the Best in Show Certificate may be awarded.

Judging National Challenge Classes

The ARS National Challenge Classes are the focal point of every National Rose Show. It is therefore imperative that the following procedures be followed:

In the National Rose Show Schedule, immediately following the designation of the “ARS National Challenge Classes” section, and preceding the classes and their respective correct wording, the following should appear:

“Exhibitors are encouraged to demonstrate their artistic prerogatives through the overall appearance of their entries as permitted in *Guidelines and Rules for Judging Roses*. Staging of Challenge Classes will be at the discretion of the exhibitor and will have no restrictions or limitations as to the relative placement of the individual specimens comprising the entry in each class, provided the exhibit is staged within the space allowed by the class description in the schedule.”

A minimum of nine judges will judge each ARS National Challenge Class. At the conclusion of their evaluations, each judge will cast a written ballot. Each judge will vote individually, not as a member of a team. The same judges should not judge all the ARS National Challenge Classes. A judge may vote "No Award" if he or she decides that none of the entries in a class is worthy of the award for which it is competing.

If there are three or more entries in a class, it is preferable that each judge designate the top three or four entries *in order*. This will make it unnecessary for the judges to re-ballot on the class if there is a tie or if no entry receives a majority of the first place votes. At the option of the show committee, second, third, and honorable mention ribbons may be awarded in National Challenge Classes.

An individual judge or team of judges may not disqualify an entry in a National Challenge Class. Only the Verification Team may disqualify an entry in a National Challenge Class. If a judge notices or suspects a potential disqualification in a National Challenge Class, he or she should point it out to the Verification Team, whose decision concerning disqualifications is final.

Similar guidelines are established for judging district challenge classes in national shows, except that, depending on the number of judges available, as few as five judges may ballot on a district challenge class. Judging teams for all other classes should consist of three judges, if possible.

Judging the Courts of Honor at National Shows

At a National Show the selection of each of the Courts of Honor will be supervised by the National Chairman or his or her representative. If available, official ARS ballots will be used in the balloting. The number of roses selected for the Court of Honor will be as specified in the show schedule. Typically ten roses are selected for each group, but the floribunda group may have fewer than ten roses.

The roses to be voted on are selected from the blue-ribbon winners in the eligible classes, which will be presented on separate tables (low tables for large roses and regular height tables for the miniatures and minifloras). Each eligible entry will have a number placed in front of it, and balloting will be by number.

In the initial ballot, the number of roses in competition is reduced to the number of roses in the Court of Honor. Depending on the number of judges available, the number of blue-ribbon winners to be considered, and the time available for judging, the initial ballot can be either by a group of no fewer than six judges or by all the judges who will vote to select winners of the Gold, Silver, and Bronze Certificates. In either case, each judge will cast a ballot listing the required number of roses, in any order. The roses that receive the highest numbers of votes remain on the table. The other roses will be removed from the table and returned to their respective classes. If two or more roses are tied for the last position or positions, the tie is broken by a vote between the tied roses so that only the number of roses required for the Court of Honor remains on the table. If necessary, an additional group of three or more judges may be called in to break a tie.

Depending on the number of judges available, nine to fifteen judges should select the Gold, Silver, and Bronze Certificate winners from the roses previously selected. If possible, each judge should not vote for more than one Court of Honor.

Each judge will vote for the three best roses, *in order*. If one rose receives a majority of first place votes, it is awarded the Gold Certificate. If no rose receives a majority of first place votes, an additional ballot will be conducted between the two or more roses that have received the largest number of first, second, and third place votes. Each judge votes for one rose. If more than two roses are being voted on and none receives a majority on the second vote, the

rose having the fewest votes is eliminated and the process continued until one rose receives a majority of the votes. If it is not possible to determine the second and third best roses by a review of the initial ballots, additional ballots are conducted between the roses that have received the largest number of votes in the initial ballot to determine the winners of the Silver and Bronze Certificates.

After the Certificate winners have been selected, the remaining roses constitute the Court of Honor. If the schedule requires that the remaining roses be placed in order, for example fourth through tenth, this determination may be made by a single team of at least three judges.

The other best in class certificate winners will be selected by at least two teams of judges. Those judges whose judging assignment included the classes eligible for the award should participate.

Verification Team

Before an award winning entry goes to tabulation or to the head table, it must be checked for disqualifications and for conformance to the *Guidelines* and the requirements of the show schedule by a Verification (“checking”) Team. Because of the number of entries that need to be checked in a timely manner, the Verification Team should have a minimum of three judges and may have as many as five or six judges. Judges assigned to this team should also vote for challenge classes and may receive other short judging assignments, such as judging the junior and/or novice classes, but they should be available to begin the verification process once a number of award winners have been selected.

The Verification Team should, among other things, verify that the roses are correctly named, entered in the proper class, and are free from disqualifications, such as foreign substances, exhibition aids left on a specimen, stem-on-stem for entries that cannot be exhibited stem-on-stem, side growth for entries that must be free of side growth, etc. For collections, the Team should also check that all the varieties in the collection are listed on the entry tag and that every variety listed on the entry tag is present in the collection. The Team should also verify that the correct number of varieties and specimens is present in the collection and that every variety exhibited in a collection satisfies the requirements of the show schedule. For example, the Team should verify that every variety exhibited in an Old Garden Rose collection is classified as an Old Garden Rose, and that every variety exhibited in a shrub collection is classified as a shrub.

The Verification Team may consult with the Show Chairman of Judges, District Chairman, National Chairman, and/or with other judges concerning potential disqualifications, such as an incorrect name. The Show Chairman of Judges, District Chairman, and National Chairman may review one or more entries and bring any potential disqualifications to the attention of the Verification Team. However, the decisions of the Verification Team concerning disqualifications are final.

When the Verification Team has completed its review of all the entries receiving awards, it will notify the Show Chairman of Judges, District Chairman, and National Chairman that all the entries receiving awards are free of disqualifications and in compliance with the *Guidelines* and the requirements of the show schedule. The Show Chairman of Judges, District Chairman, and National Chairman will then declare judging complete. No awards are final until judging has been declared complete.

CHAPTER 19

NATIONAL CHALLENGE CLASSES

All ARS Challenge Classes are open only to current members of the American Rose Society. All National Challenge Classes are to be placed on tables no higher than 18" except for Challenge Classes for miniatures and minifloras, which are to be placed on tables of regular height.

NATIONAL HORTICULTURE SPRING SHOW AWARDS

1. NICHOLSON PERPETUAL CHALLENGE BOWL: An entry of nine (9) hybrid tea blooms, each of a different variety, correctly named and displayed in separate containers. (This is the minimum number of blooms called for in the rules, but a lesser number has been accepted in the past, where there existed a dearth of bloom due to unusual weather conditions, or some other unusual condition). [Width allowed 36 inches]

2. C. EUGENE PFISTER MEMORIAL TROPHY: An entry of one (1) grandiflora specimen, disbudded or naturally grown, correctly named and displayed in an appropriate container. [Width allowed 18 inches]

3. NEW ZEALAND KIWI AWARD: An entry of six (6) roses, each of a different cultivar consisting of two (2) heavily-petaled exhibition type roses, two (2) low-petaled hybrid tea roses in the stage of opening just past the tight bud stage, with only a few petals unfurling, and two (2) floribunda sprays. All correctly named and displayed in separate containers. [Width allowed 36 inches]

4. JOSEPH J. KERN TROPHY: For the best collection of five (5) Old Garden Roses, including species, each of a different variety, each in separate vases and properly labeled as to variety. [Width allowed 36 inches]

5. DOROTHY C. STEMLER MEMORIAL AWARD: An entry of the best Old Rose Bouquet of eight (8) or more blooms or sprays of Old Garden Roses, including species, whose type or classification was established prior to 1867. All roses are to be identified. The bouquet is to be judged by the following scale of points:

CULTURAL PERFECTION.....	30
NUMBER OF VARIETIES	20
CONDITION	20
EFFECT	20
FRAGRANCE	10
TOTAL.....	100

[Width allowed 30 inches]

6. WILLIAM H. MAVITY TROPHY: An entry of five (5) sprays of floribundas, each of a different variety, correctly named and exhibited in separate containers. [Width allowed 36 inches]

7. HERB SWIM MEMORIAL TROPHY: An entry of five (5) hybrid teas, one-bloom-per-stem, different varieties, each exhibited in separate containers. [Width allowed 30 inches]

8. ANN REILLY MEMORIAL TROPHY: An entry of five (5) one-bloom-per-stem, exhibition type floribundas, not more than two of any one variety, exhibited in separate containers. [Width allowed 30 inches]

9. DR. GRIFFITH J. BUCK TROPHY: An entry of three (3) different shrub varieties, one bloom or spray (2 or more blooms), exhibited in separate containers. [Width allowed 30 inches]

10. PRESIDENT'S TROPHY: Three (3) stems of any classification, one bloom or spray. One or more varieties, displayed in separate containers. Open to members who grow no more than 50 rose plants. [Width allowed 30 inches]

11. JAN SHIVERS NATIONAL MINIATURE TROPHY: An entry of seven (7) one-bloom-per-stem miniature varieties of "Award of Excellence" winners, each being a different variety, exhibited in separate containers. (Where there are less than three (3) entries, the class shall not be judged, unless in the opinion of the judges, the exhibit is outstanding and merits the honor.) [Width allowed 24 inches]

12. DEE BENNETT MEMORIAL TROPHY: An entry of twelve (12) miniature roses, exhibition stage, disbudded. One variety or any combination of varieties, displayed in a container provided by the exhibitor. The exhibitor may use floral foam for support. [Width allowed 18 inches]

13. J. BENJAMIN WILLIAMS MINIFLORA ROSE CHALLENGE TROPHY: An entry of ten (10) miniflora roses, either one each of ten (10) different varieties or two (2) each of five (5) different varieties, one-bloom-per-stem, each exhibited in separate containers, all blooms at exhibition stage and each bloom having a separate entry tag. [Width allowed 36 inches]

14. GARDEN WEB ROSE FORUM BEST IN SHOW TROPHY: Best horticultural entry on the trophy table. Selected from the entries for one stem of any classification only. To be judged by a panel of five (5) judges selected by the ARS Chairman of the Horticulture Judging Committee.

NATIONAL HORTICULTURE FALL SHOW AWARDS

1. J. HORACE McFARLAND MEMORIAL NATIONAL TROPHY: An entry of seven (7) hybrid tea specimens, each of a different variety, correctly named and exhibited in separate containers. [Width allowed 36 inches]

2. EARL OF WARWICK URN: An entry of six (6) specimens, all different varieties that have been All-America Rose Selections from 1941 through the current year's introductions, correctly named and exhibited in separate containers. NOTE: Keeper trophy provided by AARS after convention. [Width allowed 36 inches]

3. NATIONAL PACIFIC ROSE SOCIETY PERPETUAL CHALLENGE TROPHY: An entry of three (3) hybrid tea specimen blooms, each of a different variety, correctly named and exhibited in separate containers. (NOTE: This trophy is awarded to the best entry grown by the out-of-town exhibitor, and coming from a distance of at least 200 miles from the location of the National Rose Show.) [Width allowed 18 inches]

4. FRED EDMUNDS, SR. MEMORIAL ARS YOUTH AWARD: An entry of three (3) roses, each of a different variety from the classes of hybrid teas, floribundas, miniatures, and grandifloras. Roses must be grown and exhibited by a young person between 10 and 18 years of age. NOTE: Keeper trophy provided by Portland Rose Society after convention. [Width allowed 30 inches]

5. DR. T. ALLEN KIRK MEMORIAL TROPHY: An entry of three (3) hybrid tea specimens of one (1) variety showing the three stages of development; one bud with petals beginning to unfurl, one at exhibition stage, and one fully open with stamens visible, correctly named and exhibited in separate containers. [Width allowed 18 inches]

6. ROSE HYBRIDIZERS ASSOCIATION TROPHY: An entry of one (1) seedling (not a sport) bred by an amateur, to be judged according to the standards for seedlings and sports as outlined in the *Guidelines and Rules for Judging Roses*. [Width allowed 18 inches]

7. **PRESIDENT'S TROPHY:** Three (3) stems of any classification, one bloom or spray. One or more varieties, displayed in separate containers. Open to members who grow no more than 50 rose plants. [Width allowed 30 inches]

8. **ROBERT E. AND MILDRED C. LAWTON MINIATURE NATIONAL TROPHY:** An entry of twelve (12) miniature roses, one-bloom-per-stem at exhibition stage, no more than two (2) of any one cultivar, floral foam support allowed, exhibited in one container supplied by the exhibitor. [Width allowed 18 inches]

9. **RALPH S. MOORE NATIONAL AWARD:** Entries are to be nine (9) miniature roses, each of a different variety, exhibited in separate containers. All being at exhibition stage. [Width allowed 30 inches]

10. **J. BENJAMIN WILLIAMS MINIFLORA ROSE CHALLENGE TROPHY:** An entry of ten (10) miniflora roses, either one each of ten (10) different varieties or two (2) each of five (5) different varieties, one-bloom-per-stem, each exhibited in separate containers, all blooms at exhibition stage and each bloom having a separate entry tag. [Width allowed 36 inches]

11. **GARDEN WEB ROSE FORUM BEST IN SHOW TROPHY:** Best horticultural entry on the trophy table. Selected from the entries for one stem of any classification only. To be judged by a panel of five (5) judges selected by the ARS Chairman of the Horticulture Judging Committee.

NATIONAL MINIATURE CONFERENCE HORTICULTURE AWARDS

1. **The F. HARMON SAVILLE MEMORIAL CHALLENGE BOWL:** An entry of eighteen (18) exhibition type miniature roses, six or more varieties, displayed in a low bowl. Container to be provided by the exhibitor and should not exceed 4 inches in diameter. Floral foam support is allowed. [Width allowed 18 inches]

2. **The TOP GUN AWARD:** An entry of nine (9) one-bloom-per-stem miniflora blooms at exhibition stage, each a different variety, to be staged in separate vases with individual entry tags. [Width allowed 36 inches]

ROTATING NATIONAL AWARDS

The following American Rose Society National trophies rotate among the Districts of the ARS, and competition is open to all ARS members regardless of residence. These trophies may be offered at either a spring or fall District Rose Show. The place of the competition shall be determined by ARS.

M.S. HERSHEY BOWL

1. Shall be placed in competition once each year at a District show or one of the larger shows held by an affiliated/chapter club.

2. Competition is confined to members of the American Rose Society, not just members of the District.

3. The award shall be for one rose each of at least five (5) varieties of hybrid teas (or some class of comparable difficulty approved by the Prizes and Awards Committee).

4. The trophy shall remain in possession of the winner until requested by the ARS headquarters office to be shipped to the next District. Each District using the bowl shall assume responsibility of forwarding it to the location of the next competition.

5. Please apply for use of the bowl to the Executive Director before March 1 and state the wording of the class for which it will be used.

6. Where there are fewer than three (3) entries, the class shall not be judged, unless in the opinion of the judges, the exhibit is outstanding and merits the honor.

ROSEDALE BOWL

1. Shall be placed in competition once each year at a District show or one of the larger shows held by an affiliated/chapter club.

2. The Bowl should not be competed for at the same show where the "Nicholson Perpetual Challenge Bowl" is in competition.

3. The Rosedale Bowl shall be competed for in a special class known as the Rosedale Bowl Competitive Class open only to members of the American Rose Society (not just the District).

4. The winner shall be entitled to keep the trophy in his or her possession until requested by the Executive Director of the American Rose Society to then send it to the place of the next competition. Under normal circumstances the Bowl will be in the possession of each winner nine or more months.

5. The American Rose Society Rosedale Bowl is an entry of five (5) hybrid tea blooms, each of a different variety, correctly named and exhibited in separate containers. (Donors request that the class be a popular one which will attract many entries). Alternate entries have been:

a. Six (6) hybrid teas, not more than two (2) of one variety.

b. Six (6) specimens: 2 hybrid teas, 2 grandifloras and 2 floribundas.

6. The Prizes and Awards Committee of the American Rose Society shall approve the specifications of the Rosedale Bowl Competitive Class for each show where it is to be awarded, and the approved wording shall appear in the published schedule of the show.

7. Where there are fewer than three (3) entries in any American Rose Society trophy class, the class shall not be judged, unless in the opinion of the judges, the exhibit is outstanding and merits the honor.

PORTLAND "CITY OF ROSES" TROPHY

1. Shall be placed in competition once each year at a District show or one of the larger shows held by an affiliated/chapter club.

2. The trophy will be offered for a special class known as the Portland "City of Roses" Trophy Competition Class and open only to any member of the American Rose Society at the time of competition.

3. The show schedule shall contain the statement that the trophy is an American Rose Society award.

4. The winner shall be entitled to keep the trophy in his or her possession until requested by the Executive Director of the American Rose Society to send it to the place of the next competition or to the Headquarters.

5. The Prizes and Awards Committee of the American Rose Society shall approve the wording for competition for the trophy at each competition, and this approved wording together with the statement as to requirements for entry shall appear in each schedule.

6. The requirements for competition shall be such that a large number of entries for competition will be attracted. The minimum requirements, however, shall be five roses of five different varieties. Alternate entries include:

Five (5) different varieties of floribundas;

Six (6) different varieties, two each of hybrid teas, grandifloras and floribundas;

Five (5) specimens, any combination, hybrid teas, grandifloras and floribundas.

7. Where there are fewer than three (3) entries, the class shall not be judged, unless in the opinion of the judges, the exhibit is outstanding and merits the honor.

DISTRICT AWARDS

J. HORACE MCFARLAND DISTRICT TROPHY

1. Competition is restricted to American Rose Society members who are members of the District.

2. Class requirements will be determined by the District. It is recommended that the class contain five (5) or six (6) one-bloom-per-stem hybrid tea and/or grandiflora blooms at exhibition stage. Floribunda one-bloom-per-stem blooms at exhibition stage may also be permitted, if desired. Other requirements, such as the number and distribution of varieties required, may be added by the District. All specimens must be correctly named and exhibited in separate containers. All changes in class requirements must be approved by the National Chairman of Horticulture Judges.

3. The J. Horace McFarland Memorial District Trophy may be awarded only once a year.

4. The trophy is to be awarded at a District show, if held. Otherwise it may be awarded at a local show approved by the District Director.

5. The winner of the award may retain the plaque and trophy until requested by the District Director to forward it to the next competition.

6. The name of the winner will be inscribed on the plaque which accompanies the bas relief of Dr. McFarland.

7. The District Director, or his or her designee, is responsible for maintaining the trophy and forwarding it to the proper person for each competition.

RALPH S. MOORE DISTRICT TROPHY

1. To be awarded at the District's annual rose show, if held. Otherwise it may be awarded at a local show, approved by the District Director.

2. The class will be seven (7) one-bloom-per-stem miniature roses at exhibition stage, each a different variety, correctly named, and exhibited in separate containers.

3. Only members of the ARS who are members of the District are eligible to compete.

4. The District Director, or his or her designee, is responsible for maintaining the trophy and forwarding it to the proper person for each competition.

5. The winner of the award may retain the plaque and trophy until requested by the District Director to forward it to the next competition.

6. The name of the winner will be inscribed on the plaque which accompanies the bas relief of Ralph Moore.

BUCK DISTRICT TROPHY

Many districts have a Buck Challenge Trophy, which requires a collection of shrubs. Unlike the McFarland District Trophy and the Moore District Trophy, no national guidelines have been established for this district award. Whether or not to offer this award, and the class requirements if the award is offered, are up to each district.

S

CHAPTER 20

ARS HORTICULTURE JUDGING COMMITTEE

CHARTER

Responsibilities

The responsibilities of the ARS Horticulture Judging Committee are:

1. To revise and update the *Guidelines and Rules for Judging Roses* as the art of judging continues to grow and develop.
2. To identify potential horticulture judges and encourage them to attend a horticulture judging school and become judges.
3. To develop and update standardized examinations for use in judging schools.
4. To develop and update programs and other materials for use in judging seminars and other Rose Society programs.
5. To disseminate information about rose shows and rose exhibiting to American Rose Society members and to the general public.
6. To cooperate with other American Rose Society Committees and with other organizations involved in various aspects of rose exhibiting and judging.
7. To monitor, supervise, and, when necessary, update the objectives of the Committee.

Chairman

The Chairman of the American Rose Society Horticulture Judging Committee will be appointed by the President with the consent of the Board of Directors.

The Chairman of the committee is responsible for seeing that the responsibilities of the Committee are realized. The Chairman shall coordinate the committee's activities and encourage committee members to originate items of possible concern to the committee. The Chairman will submit items requiring approval of the ARS Board of Directors to the Board. The report to the Board will indicate the position of each committee member either for or against each item submitted.

Members

All the District Chairmen of Horticulture Judges are members of this committee. The Chairman may appoint one or more additional members to the committee. Committee members will assist the Chairman in carrying out the responsibilities of the Committee. The committee members are expected to respond to requests for comments from the Chairman and, when necessary, interact with other members of the committee concerning the various aspect of rose judging.

DISTRICT CHAIRMAN OF HORTICULTURE JUDGES

The District Director shall, on assuming his or her office, appoint a District Chairman of Horticulture Judges. The term of office of the District Chairman of Horticulture Judges shall coincide with the term of the District Director. The name of the appointee shall be forwarded to ARS headquarters.

The District Chairman of Horticulture Judges shall be an accredited judge with wide experience, dedication and respect of fellow judges. He or she shall have the following responsibilities.

1. Identify potential horticulture judges and encourage them to attend a horticulture judging school and become judges.
2. Supervise the organization of and chair the District Judging School.
3. Approve the Agendas for District Horticulture Judging Seminars.
4. Assist and advise the District Director on matters pertaining to rose judging.
5. Inform the district's judges of any changes in rules, procedures, or rose classification that affect horticulture judging.
6. Conduct necessary correspondence with the ARS headquarters to keep the records updated.
7. Notify ARS headquarters of the dates and locations of upcoming horticulture judging schools and seminars in time for publication in the ARS magazine and on the ARS web site.
8. Attend to any other duties designated by the District Director or by the district bylaws.

CHAPTER 21

APPRENTICE JUDGES AND ACCREDITED JUDGES

APPRENTICE JUDGES

Procedure

Any ARS member who desires to become an Apprentice Horticulture Judge must first complete an accredited judging school and pass both the written and practical exams. The prospective applicant may take the examination at any District or area school; he or she need not be a member of the District in which the school is held. If a prospective applicant is not successful in passing both the written and practical exams, the member may not reapply until the next calendar year.

The prospective Apprentice Judge must submit an "Application for Apprentice Rose Judge Certification" to the chairman of the judging school he or she plans to attend, no later than the end of the judging school. However, prospective Apprentice Judges are encouraged to notify the chairman and submit their Applications well in advance of the date of the school so the chairman can determine how many candidates to expect and, if necessary, verify their qualifications. Applications are available from the District Chairmen of Horticulture Judges and from the National Chairman of Horticulture Judges. At the close of the judging school, the chairman of the school must submit the Applications and the application fees to ARS headquarters along with the examination papers.

Qualifications

To be certified as an Apprentice Rose Judge, the applicant must:

1. Have completed an accredited judging school and passed both the written and practical exams.
2. Have personally grown garden roses or been involved in their culture for five years.
3. Have been a member of the American Rose Society for at least thirty-six months, including the twelve months immediately preceding becoming an Apprentice Rose Judge.
4. Have exhibited in the horticulture section of at least a total of five ARS accredited rose shows over a period of at least three years. The applicant should have won at least five horticulture blue ribbons and at least two ARS horticulture certificates or equivalent awards.
5. Have worked in at least three rose shows, either as a clerk or in some other capacity, such as show chairman or clerks' chairman that would familiarize the applicant with proper show procedures.
6. Pay the application fee set by the American Rose Society.

In addition, an applicant is expected to:

1. Be a person of high integrity who is able to subjugate all personal likes, dislikes and biases.
2. Be diplomatic, constructive, and definite in adhering to rules and passing judgment.
3. Be observant and careful in all details.
4. Be able to substantiate decisions with concrete and specific reasons.
5. Know the characteristics and range of variability of the varieties of roses commonly exhibited in his or her area.
6. Know and follow ARS show rules, ARS standards of judging, and local show rules, unless the local show rules are in conflict with the ARS rules and standards.

Apprentice Judging

Once an applicant has met all the above qualifications and successfully completed a judging school, he or she becomes an Apprentice Judge. As such, the apprentice is required to judge at least five shows in a three-year period and receive favorable evaluations from the Accredited Judges with whom they judged. Once this is successfully accomplished, the Apprentice may apply to the National Chairman of Judges to become an Accredited Judge. An newly accredited judge should try to judge at least five shows during his or her first three years of accreditation.

RESPONSIBILITIES OF ACCREDITED JUDGES

Judging and Exhibiting

It is probably unnecessary to say so, but a primary responsibility of an accredited judge is to judge rose shows. Judging is a pleasurable and richly rewarding experience that allows the judge to enjoy the perfect stage of beauty that belongs only to the rose. Judging also helps the judge maintain and improve his or her judging skills.

No set number of shows that should be judged can be given because this number will depend on, among other things, the number and scheduling of the shows in the judge's geographic area. However, the judge should try to accept as many invitations as permitted by his or her individual circumstances. Common courtesy requires that a judge respond promptly to invitations to judge so that the show committee will have time to invite another judge if he or she is unable to accept the invitation. If unforeseen circumstances arise that will prevent the judge from judging a show he or she has agreed to judge, the judge should immediately notify the show committee so it can plan accordingly.

Judges are also strongly urged to exhibit. Therefore, the judge must develop a balance between judging and exhibiting. The judge should not judge to the exclusion of exhibiting or exhibit to the exclusion of judging. Judges are encouraged to enter the judges' class in the shows they judge, but entering the judges' class should not take the place of exhibiting. Your local show provides an opportunity to keep your exhibiting skills sharpened and participate in the exhibiting experience. A judge should never exhibit in the horticulture section in a show which he or she is judging horticulture, except for special classes for judges judging the show.

Membership and Audit Requirements

A judge must continue his or her membership in the American Rose Society and must accumulate at least four hours of seminar/audit credit at approved audits or schools every four years once they become officially accredited. Judges will receive credit of two hours for attendance at a National Judges Seminar. The District Chairman of Judges will keep all Accredited Judges of the district informed as to current requirements to maintain their judging status.

Keeping Current

Rose judging occasionally changes with the times. New *Guidelines* pages are then issued by ARS that reflect these changes. Be sure to keep current and keep your judging manual updated. Your District Chairman of Judges should make every effort to keep all judges of the district up-to-date on changes.

Teaching Judging Schools and Seminars

One of our responsibilities as Accredited Judges is to be willing to teach at a judging school or seminar. This is an opportunity to review the *Guidelines and Rules for Judging Roses* as preparation for our teaching assignment. Be sure that you are using the most recent edition

and know any new changes that affect the section you are teaching. All judges that act as instructors at a judging school or seminar are given audit credit.

Programs for Exhibitors

Judges have a responsibility to teach by giving programs on exhibiting to local societies. This provides an opportunity to enhance the quality of rose shows by providing information on what the judges look for in judging roses. It is most helpful to aspiring exhibitors when a judge explains the prime elements of judging. It is also a way to spread information on new changes to the judging program.

Training and Evaluating Apprentice Judges

The apprenticeship of judges is the foundation for their judging career. It is important that the Accredited Judges realize this and do what they can to be instructive when judging with an Apprentice. Do not treat Apprentices as if they are only observers; include them in the judging process. Occasionally, the Accredited Judges should step back and let the Apprentice judge the class while explaining his or her decisions. The Accredited Judges should discuss these decisions in a positive and constructive manner. Although it is impossible to allow this in every class without delaying the judging process unduly, it should be done in the different classes included in the judging assignment. Let the Apprentice express his or her opinion and discuss judging decisions throughout the judging process. As judges, we have an obligation to encourage excellence in judging by doing what we can to train our Apprentice Judges.

It is the responsibility of the Accredited Judge to send an Apprentice's evaluation form as soon after the judging as possible. At that time, the experience and impressions are fresh in the Accredited Judge's mind. It is also a courtesy to the Apprentice to expedite the form and not hold up his or her accreditation. Be honest in your evaluation, fully explaining all the Apprentice's judicial strengths and/or weaknesses. The Accredited Judge who is kind and gives an unearned favorable report does a disservice to the American Rose Society, the exhibitors and the societies that avail themselves of that Apprentice's judging services in the future. It will not harm the Apprentice to serve in that capacity for one or more extra shows. The more he or she judges, the better he or she will learn the art of judging.

When completing the evaluation form, take into consideration which show this represents for the Apprentice. More latitude should be given if it is the Apprentice's first judging experience. On the other hand, if this is the fourth or fifth judging assignment for the Apprentice, the Accredited Judge should expect more at this point.

OUTSTANDING DISTRICT JUDGE AWARD

Purpose

The purpose of this award is to honor judges who have demonstrated unusual dedication over a substantial number of years. Any judge, regardless of years of experience, who has made a major contribution to the art of judging, should also be considered. This award is to serve as an incentive for judges to perform.

The award may be made annually, if merited, preferably at an annual district convention. If no one in any given year appears to merit the award, it should be withheld. The award will be made by a committee consisting of the District Director, the District Chairman of Judges, the District Chairman of Arrangement Judges and the District Chairman of Awards.

Criteria for the Award

1. In all but exceptional cases, a minimum of 10 years of active service as a judge.
2. Judging service in various areas of the district.

3. A reputation for the highest quality of judging
4. Recognized competency in judging all rose classifications.
5. Service as a faculty member in a District Judging School.
6. Willingness to consult with exhibitors after judging a show.
7. Wholehearted support of ARS.

The Award will be an attractive frameable certificate provided by ARS and signed by the District Director. The District Treasurer is responsible for paying the bill to ARS Headquarters.

JUDGE EMERITUS

Accredited judges who have been certified for at least 10 years and feel they can no longer fulfill all the requirements to continue as an Accredited Judge, may apply to their District Chairman of Judges for Judge Emeritus status. The ARS Chairman of the Horticulture Judging Committee, upon receiving recommendations from the District Director, will approve or disapprove the applications.

The Emeritus Judge of the American Rose Society will no longer be required to meet the requirements to maintain judging status except to continue American Rose Society membership. The Emeritus Judge will be afforded all the privileges of the American Rose Society judge except the right to judge in accredited ARS shows.

The Emeritus Judge will receive an appropriate designation, the cost to be borne by the District in which he or she resides. Presentation of the new designation should be made by the District Director at an appropriate district function if possible.

INACTIVE STATUS

An Accredited Judge who is temporarily unable to fulfill the requirements of an Accredited Judge may be granted Inactive Status. Inactive Status can be granted by the National Chairman of Judges on recommendation of the District Chairman of Judges of the District in which the Accredited Judge is a member. The National Chairman of Judges will notify the ARS headquarters when an Accredited Judge has been granted Inactive Status. An Accredited Judge who has been granted inactive status will be listed as Inactive on the roster of Accredited Judges maintained by the ARS headquarters.

An Inactive Judge will no longer be required to meet the requirements to maintain judging status except to continue American Rose Society membership. An Inactive Judge will be afforded all the privileges of an Accredited Horticulture Judge except the right to judge accredited ARS shows.

When an Inactive Judge is again able to fulfill the requirements of an Accredited Judge, he or she can resume active status, *i.e.*, the right to judge accredited ARS shows, by attending an ARS Horticulture Judging School or an equivalent activity. An Inactive Judge is not required to retake the ARS Horticulture Judging Exam to resume active status.

CHAPTER 22

CONCLUSION, GLOSSARY, AND INDEX

CONCLUSION

No book on judging can cover every situation. It would be commendable if every color variation could be considered and defined, but color changes from area to area, and what applies along the eastern seaboard might not hold true for the middle west, and probably not for the west coast. Flowers differ from city to city, and county to county. However, it is hoped that the guidelines set forth in this book help the judge make the right decision.

So long as judges continue to meet and discuss the problems of judging, judging will continue to grow and develop. This is one of the reasons this book cannot be more specific. All judges, including those who contributed the writing of this book, must continue to learn and to stay abreast of new interpretations. They must also be willing to have an open mind toward the thoughts and ideas of others, for it is upon those thoughts and ideas that the future growth of the art of judging and of our whole organization is based. [From the First Edition of the *Guidelines for Judging Roses*.]

GLOSSARY

ACCREDITED JUDGE — A judge recognized by virtue of attending a judging school and passing a judging test, judging a sufficient number of shows in a satisfactory manner during an apprenticeship, and who fulfilled the obligatory number of judging assignments within a specified period of time. To maintain the status of Accredited Judge, one must attend a refresher course at least every four years.

ALPHABETICAL SHOW — A show that disregards color classes and has roses entered by name alphabetically. Each named variety is grouped as a class and the variety is judged on its own merits. An alphabetical show is a one-class-per variety show.

ANTHER — The pollen-bearing structure of the stamen, borne on the upper end of a slender stalk called the filament. Each anther generally consists of two pollen sacs, which open when the pollen is mature.

APPRENTICE JUDGE — A judge who has passed a recognized judging school and is in the process of judging a sufficient number of shows to apply for accreditation.

AURICLE - An appendage that occurs at the joint of the leaf sheath.

AXIL — The upper angle between a leaf or stem and the stem from which it grows. A bud eye is typically found in the axil.

BALLED CENTER — Refers to the petal formation in the center of the bloom. Instead of the high pointed center, it takes on the appearance of a globe; thus the term, balled.

BLOOM — A flower past the bud stage and at any stage of opening thereafter including fully open.

BRACT — A much reduced leaf, located just below the bloom or inflorescence. Morphologically, a foliar organ.

BUD — A potential bloom whose petals have not yet unfurled and may still be covered by sepals. For judging purposes, such as in the cycle of bloom, it is that stage of development in which the sepals are down, the petals just beginning to unfurl, and the configuration of the center is not usually evident.

BUD EYE — The swollen area just above where the leaf joins with the stem. The bud eye can grow into a new stem.

BULL-NOSED CENTER — See **SNUBBED CENTER**.

CALYX — The outermost protective covering of the flower, composed of the sepals.

CALYX TUBE — The cuplike or tubular structure that bears the sepals and stamens. The calyx tube is formed by the fused bases of the sepals.

CARPEL — One of the seed-bearing structures that constitutes the innermost whorl of a flower. A carpel is composed of an ovary, a style, and a stigma. One or more carpels make up the pistil.

CHALLENGE CLASS — An exhibit containing one or more specimens in one or multiple containers placed by the exhibitor. Once an exhibitor has placed a challenge class entry, the entry may not be moved except by the exhibitor or with the exhibitor's permission until judging of the class is complete.

CHARACTERISTIC — A distinguishing feature or quality of a specific variety.

CLASSIFICATION — The system used to determine the horticulture and color class type a rose should be assigned.

COLLECTION — An entry that calls for two or more specimens. A collection may also be a challenge class if the show schedule designates it as a challenge class.

COLOR CLASSES — The American Rose Society has designated 18 specific color classes.

CONFUSED CENTER — Referring to the petal formation in the center of the bloom. Instead of the high pointed center, the petal arrangement lacks symmetry.

COROLLA — The inner floral envelope of the rose flower, consisting of the petals.

COMPOUND LEAF — A leaf comprising two or more leaflets.

COURT OF HONOR — The Court comprises the highest awarded roses in a particular classification. It comprises, in order, the Queen, King, and Princess and may, at the election of the show committee, include one or more additional awards. There are four Courts of Honor: hybrid tea, floribunda spray, miniflora, and miniature. The following blue-ribbon winners are eligible for the Hybrid Tea Court of Honor: one-bloom-per-stem hybrid teas, climbing one-bloom-per-stem hybrid teas, one-bloom-per-stem grandifloras, and one-bloom-per-stem climbing grandifloras.

CULTIVAR — A named variety. Interchangeable with the word "variety". Cultivar is an abbreviation of cultivated variety.

DECORATIVE ROSE — Sometimes called Garden Roses or Decorative. "Decorative rose" is not an ARS recognized classification but a subjective term used generally to describe varieties that typically do not have classic exhibition form. Decorative roses have a bloom form that usually lacks a high centered, circular form; it tends to be loose and informal. The term can be applied to all rose types.

DISBUD — To remove any buds, such as side buds on one-bloom-per-stem roses or the dominate center bud in a spray.

DISQUALIFICATION — An exhibit that is disqualified is removed from competition and is not eligible for any award.

DOUBLE BLOOM — A bloom having a petal count of 17 to 25 petals.

ENGLISH ROSES — This is not a recognized class of roses but rather a group of roses with similar characteristics introduced into commerce as "English roses".

EXHIBITION ROSE — A rose that when one-half to three-fourths open has classic hybrid tea form; a high center with petals symmetrically arranged in an attractive circular outline tending to a high center. The form may occur in many rose types, not only hybrid teas.

EXHIBITION STAGE — The stage at which a bloom is at the most perfect phase of possible beauty. The exhibition stage of a bloom depends on the number of petals that it has. For many-petaled blooms the exhibition stage bloom shows classic hybrid tea form: a bloom that is gracefully shaped with the petals symmetrically arranged in an attractive circular outline tending to a high center. For single and semi-double blooms the exhibition stage bloom is fully open yet still fresh with bright fresh stamens.

EXHIBITOR — One who enters roses in a rose show. Anyone is eligible to exhibit roses in a show so long as the exhibitor grows the roses he or she exhibits in his or her own outdoor private garden, except in certain arrangement classes where this is not required.

FAULT — A defect or imperfection in any of the six prime elements of judging.

FILAMENT — The thin, threadlike structure that bears an anther.

FLORET — An individual bloom in a spray.

FLOWER HEAD — The collection of florets and buds that form the spray.

FOREIGN SUBSTANCE — Anything added to the foliage, stem, or bloom of a specimen to improve its appearance.

FOUND ROSE — A cultivar whose correct name is unknown that has been given a temporary name until the correct name can be determined. For the cultivar to be exhibited in an ARS show, the temporary name must be listed in an ARS publication.

FULL BLOOM — A bloom having a petal count of 26 to 40 petals.

FULLY OPEN — A mature, open bloom, showing stamens.

GROOMING — Physical improvement of a specimen by the exhibitor.

IMPAIRMENT — A fault or deficiency in any of the prime elements of judging a specimen. It may be the result of weather, poor culture, poor grooming, or be inherent in the rose, as in the case of white streaked petals.

INFLORESCENCE — General arrangement and disposition of several flowers on an axis. An inflorescence may consist of one spray or a number of sprays emanating from one main stem.

JUDGING SCHOOL — An ARS approved school run by a district organization, taught by accredited judges, designed to instruct and prepare candidates to become apprentice judges.

JUDGING SEMINAR — An officially approved district meeting of accredited judges for the purpose of reviewing judging concepts, especially new ones, and practicing their application.

LARGE-FLOWERED CLIMBER — Any climber with large flowers that is classified as a climber and is not a sport of a non-climbing rose. Not to be confused with climbing sports of non-climbing varieties, which are exhibited in the same classes as their non-climbing counterparts.

LARGE ROSE — All horticulture classifications of roses except the miniature and miniflora classifications. Hybrid tea, grandiflora, floribunda and shrub rose varieties, as well as all the other varieties not classified as either a miniature rose or a miniflora rose, are considered to be "large roses".

LATERAL — Side branch that arises from a main stem.

LEAF AXIL — The angle formed by the upper side of a leaf and the stem.

LEAFLET — One of the segments of a compound leaf.

MODERN ROSE — Roses of those classes that originated in or after 1867, when the first hybrid tea was introduced.

NATURALLY GROWN — An outdated and archaic term once used in show schedules to describe specimens that were not disbudded. The term is obsolete. It should not be used in show schedules and should be removed from any schedules in which it now appears.

OLD GARDEN ROSES — Roses of those classes that originated before 1867, when the first hybrid tea was introduced. Any rose that belongs to a class that originated before 1867 is considered to be an Old Garden Rose even though the rose itself may have been introduced in 1867 or after.

ONE-BLOOM-PER-STEM — A specimen that has one bloom with no side buds, unless side buds are specifically permitted by the show schedule. The bloom may be at exhibition stage or fully open.

ONE-CLASS-PER-VARIETY SHOW — A show in which every variety entered competes for ribbons only against roses of the same variety. The entries may be arranged alphabetically by varietal name, by color class, or alphabetically within each color class.

OPEN BLOOM — A bloom that has opened to the extent that the stamens are visible. The ideal form for an open bloom is with all or most of the petals lying more or less flat on a horizontal plane but still fresh, with good substance, and bright, fresh stamens exposed.

OVARY — The bulbous basal part of the pistil containing one or more ovules. The ovule develops into the seed after pollination.

PEDUNCLE — The small part of the stem located between the bract and the bloom or inflorescence.

PENALIZATION — Penalization is incurred when an exhibit has a fault in any of the six prime elements of judging. Points are deducted according to the degree of impairment. However, an exhibit that has been penalized remains in the competition and may receive any award for which it is eligible.

PETAL — One of the component parts of the corolla, or inner floral envelope, of a rose flower.

PETALOID — Petals in the center of the rose bloom. They may have a notched or heart shaped form, sometimes curled or folded over the stamens.

PETIOLE — The stem of a leaf. The petiole connects the leaf to the stem of the rose plant.

PETIOLULE — The short stem that connects a leaflet of a compound leaf with the petiole.

PISTIL — The female reproductive organ of a flowering plant. The pistil may comprise one or more carpels.

POINT SCORING — A system of values used to judge a specimen.

PRICKLE — Spinelike growth originating from the bark or epidermis of the stem. Although these spinelike growths are commonly called thorns, botanically they are prickles, rather than thorns, because they originate from the bark rather than the wood.

RECURVE — Manner in which an individual petal will fold back from each side, rolling the petal edges under. The manner in which an individual petal will lie back, gently curving its edges downward.

SEEDLING — A new cultivar, or a specimen of a new cultivar, that was originally produced by hybridization.

SEMI-DOUBLE BLOOM — A bloom having a petal count of 9 to 16 petals.

SEPALS — Leaf-like structures that cover a bud and come down as the bloom opens. Roses typically have five sepals.

SINGLE BLOOM — Bloom having a petal count of 4 to 8 petals.

SNUBBED CENTER — Petal formation in which the center of the bloom is blunted or flattened. May also be known as a “bull-nosed center”

SPECIMEN — Any stem terminating in a bloom or blooms. This term is applied to all types of roses.

SPLIT CENTER — Petal formation in the center of the bloom. Instead of the high pointed center, the petals are arranged forming a cleavage resembling two or more centers.

SPORT — Growth which displays a change of characteristics in a part of a plant. A naturally arising variation of a plant. When this growth is propagated producing a new variety, that variety is a “sport.”

SPRAY — A group of florets on one main or lateral stem. For exhibition purposes, it must have two or more blooms.

STAMENS — Pollen producing structures found in the center of an open rose bloom. A stamen comprises a filament, a threadlike structure which bears an anther, the pollen producing structure.

STANDARD — Grade or level of excellence.

STIGMA — The apex of the pistil, which receives the pollen grains during pollination. The stigma is often sticky to retain the pollen.

STIPULE — Small leafy outgrowth at the base of the petiole.

STREAK — Color fault where a white, green or other color streak that is not indigenous to the variety is apparent.

STRIPED — Color variation showing stripes that are indigenous to the variety.

STYLE — The elongated part of the pistil, rising from the ovary and tipped by the stigma.

TERMINAL LEAFLET — A leaflet that grows at the end of a compound leaf.

THORN — Sharp, woody, spinelike outgrowth from the wood of a stem. Botanically, roses have prickles, rather than thorns, because the spinelike growth originates from the bark rather than the wood.

TYPE — A horticultural classification for a group of roses distinguished by particular characteristics (hybrid tea, grandiflora, floribunda, etc.)

TYPICAL — A characteristic representative of the variety.

VARIEGATED — Marked with patches or spots of different colors.

VARIETY — A term used to indicate a particular named rose. “Cultivar” and “variety” are used interchangeably

VERY FULL BLOOM — A bloom having a petal count of more than 40 petals.

INDEX

A

Accredited judge
audit requirement, 21-2
emeritus status, 21-4
ethics, 1-1
flexibility in judging, 1-1
guidelines for rose shows, 17-2
inactive status, 21-4
judging and exhibiting, 21-2
membership requirement, 21-2
negative judging, 1-2
obligation to exhibitors, 1-1
outstanding judge award, 21-3
programs for exhibitors, 21-3
responsibilities, 21-2
tact and courtesy, 1-1
teaching judging schools and seminars,
21-2
training and evaluation of apprentice
judges, 21-3
working with other judges, 1-2
All other things being equal, 3-2
Alphabetical show, 17-1
American Rose magazine, 4-1
Anatomy, 2-1
Apprentice judge, 21-1
application, 21-1
apprentice judging, 21-2
national shows, 18-1
procedure, 21-1
qualifications, 21-1
Approved Exhibition Name (AEN), 4-1
found roses, 4-2
temporary, 4-2
ARS exhibition name (AEN), 4-1
ARS Standards for Rose Shows, 17-2
Awards
certificates listed, 17-5
challenge classes and collections, 14-10
climber, 11-4
floribunda and polyantha, 8-4
hybrid tea and grandiflora, 7-6
listed on ARS website, 17-6
miniature, 10-4
miniflora, 9-4
other classes, 15-4
seedling, 15-1
shrubs, 13-5

species and Old Garden Roses, 12-5
sweepstakes, 15-4

B

Balance and proportion, 6-4
floribunda sprays, 8-3
hybrid teas and grandifloras, 7-4
Old Garden Roses, 12-5
Balloting
courts of honor, 16-1
courts of honor, national shows, 18-5
district challenge classes in national
shows, 18-5
national challenge classes, 18-5
Best in class certificate
selection, 16-2
Best in Show
certificate, 16-2
Garden Web Trophy, 19-2, 19-3
national show, 18-4
Boutonniere, 14-8
Buck Award
district trophy, 19-5
national trophy, 19-1

C

Challenge classes, 14-1, 17-2
ambiguous or unclear class description,
14-2
American box, 14-9
boutonniere, 14-8
class requirements, 14-1
creatures of the show schedule, 14-1
cycle of bloom, 14-4
definition, 14-1
difference from collections, 14-1
English box, 14-8
entry tags, 14-2
general guidelines, 14-2
Hi-Lo, 14-6
matched pair, 14-4
miniatures and minifloras in the same
exhibit, 14-2
multiple blooms in a bowl, 14-7
multiple specimens, one container, 14-5
multiple specimens, separate containers,
14-6
national, 19-1

- Nicholson Bowl, 19-1
- OGR collection, 14-5
- painter's palette, 14-9
- rose in a bowl, 14-7
- rose in a frame, 14-8
- scorecard, 14-2
- shrub collection, 14-5
- single specimen, 14-3
- specimens with stem and foliage, 14-3
- specimens without stems, 14-6
- staging, 14-2
- triad, 14-6
- Classic shrubs
 - awards, 13-5
 - eligible classifications, 13-1
 - no generic classification, 13-1
- Clerks
 - guidelines for rose shows, 17-5
- Climbers
 - awards, 11-4
 - balance and proportion, 11-3
 - color, 11-3
 - definition, 11-1
 - disbudding, 11-1
 - form, 11-2
 - one-bloom-per-stem specimens, 11-4
 - point scoring, 11-1
 - size, 11-4
 - stem and foliage, 11-3
 - stem-on-stem, 11-1
 - substance, 11-3
- Color, 6-1
 - floribunda sprays, 8-2
 - hybrid teas and grandifloras, 7-3
 - Old Garden Roses, 12-4
- Color classifications, 6-2
- Combined Rose List, 4-2
- Conclusion, 22-1
- Container Grown Exhibits, 15-3
 - judging criteria, 15-4
- Court of honor, 16-1
 - balloting, 16-1
 - floribunda, 8-4
 - hybrid tea, 7-6
 - miniature, 10-4
 - miniflora, 9-4
 - more than one specimen of the same
 - variety permitted, 7-6
 - national show, 18-5
 - written ballot, 16-1

D

- Degree of impairment, 3-2
- Disbudding
 - floribunda sprays, 8-1
 - hybrid teas and grandifloras, 7-1
 - polyantha sprays, 8-1
- Disqualification, 4-1
 - difference from penalization, 4-4
 - exhibitor's name visible, 4-3
 - foreign substance, 4-3
 - improperly named specimen, 4-1
 - judge must be sure, 4-1
 - misclassified, 4-2
 - misnamed, 4-1
 - misplaced specimen, 4-2
 - multiple exhibitors from the same garden, 4-4
 - national challenge classes, 18-5
 - non-subjective rules, 4-1
 - not disbudded, 4-3
 - rules, 4-1
 - specimen removed from competition, 4-1
 - stem-on-stem, 4-3
 - unlabeled or mislabeled specimen, 4-2
 - verification team, 18-6
 - violation of show rules, 4-3
- District chairman of horticulture judges, 20-1
- Dowager Queen, 12-5

E

- Earl of Warwick Urn, 19-2
- English box, 14-8
- English rose, 22-2
 - not an ARS recognized term, 17-2
- Entry tags
 - challenge classes and collections, 14-2
 - helpful notes on, 1-1
 - labeling errors, 4-2
 - misspellings, 4-2
 - standard abbreviations, 4-2
- Ethics, 1-1
- Exhibition stage, 3-1
- Exhibitors
 - guidelines for rose shows, 17-3
 - judge's obligations to, 1-1
 - name visible, 4-3
 - programs for, 21-3

F

- Family tree of genus *Rosa*, 12-1
- Fewer-Petaled Roses
 - form, 7-2
- Flexibility in judging, 1-1
- Floribunda sprays
 - balance and proportion, 8-3
 - color, 8-2
 - form, 8-2
 - judging, 8-2
 - size, 8-3
 - stem and foliage, 8-3
 - substance, 8-3
- Floribundas, 8-1
 - awards, 8-4
 - court of honor, 8-4
 - one-bloom-per stem, 8-4
 - open blooms, 8-4
 - sprays, 8-2
- Foreign substance, 4-3
 - judge must be sure, 4-3
- Form, 6-1
 - average bloom, 5-2
 - climbers, 11-2
 - fewer-petaled roses, 7-2
 - floribunda sprays, 8-2
 - hybrid teas and grandifloras, 7-1
 - many-petaled roses, 7-2
 - minifloras, 9-1
 - Old Garden Roses, 12-4
 - open blooms, 7-5
 - polyantha sprays, 8-2
 - quilling and other petal formations, 7-3
 - recurved petal, 7-3
 - shrubs, 13-2
 - split center, 7-2, 7-8
 - varietal characteristics altered, 4-4
- Found rose
 - defined, 22-3
 - exhibition name, 4-2
- Fragrance class, 15-2
 - scorecard, 15-2
 - selection of winner by general public, 15-2

G

- Genesis Award, 12-5
- Glossary, 22-1
- Grandiflora, 7-1
 - awards, 7-6

- characterized, 7-1
- court of honor, 7-6
- grouped with hybrid teas, 7-1
- sprays, 7-5
- Guidelines for rose shows, 17-2

H

- Handbook for Selecting Roses*, 4-2
- Horticulture judging committee
 - charter, 20-1
 - members, 20-1
 - responsibilities, 20-1
- Horticulture judging committee members (2009-2012), v
- Hybrid Giganteas, 11-1
- Hybrid Kordesii, 13-1
- Hybrid Moyesii, 13-1
- Hybrid musks, 13-1
- Hybrid rugosas, 13-1
 - not eligible for Genesis Award, 12-5
- Hybrid tea, 7-1
 - awards, 7-6
 - balance and proportion, 7-4
 - characterized, 7-1
 - climbing, 7-6
 - color, 7-3
 - court of honor, 7-6
 - decorative, 7-5
 - disbudding, 7-1
 - form, 7-1
 - open blooms, 7-5
 - single, 7-4
 - sprays, 7-5
 - stem and foliage, 7-3
 - substance, 7-3
- Hybrid Wichuranas, 11-1

I

- Improperly named specimen, 4-1
- Inactive status, 21-4
- Index, 22-7

J

- Judge emeritus, 21-4
- Judges class, 15-2
 - arrangement judges, 15-2
 - entries permitted, 17-3
 - multiple exhibitors from the same garden, 4-4

- show chairman of judges, 15-2
- Junior
 - not defined by the guidelines, 15-3
- Junior class, 15-3
 - national show, 18-4
- Juniors
 - Edmunds Award, 19-2

L

- Large rose
 - defined, 14-1
- Large-Flowered Climbers, 11-1
- Leftover Class, 15-3

M

- M.S. Hershey Bowl, 19-3
- Many-Petaled Roses
 - form, 7-2
- McFarland Award
 - district trophy, 19-5
 - national trophy, 19-2
- Micro-minis, 10-3
- Miniatures, 10-1
 - awards, 10-4
 - balance and proportion, 10-2
 - climbing, 10-4
 - color, 10-2
 - court of honor, 10-4
 - decorative, 10-3
 - disbudding, 10-1
 - F. Harmon Saville Challenge Bowl, 19-3
 - form, 10-1
 - micro-minis, 10-3
 - open blooms, 10-3
 - point scoring, 10-1
 - singles, 10-3
 - size, 10-3
 - sprays, 10-3
 - stem and foliage, 10-2
 - substance, 10-2
- Minifloras
 - awards, 9-4
 - balance and proportion, 9-2
 - color, 9-2
 - court of honor, 9-4
 - decorative, 9-3
 - definition, 9-1
 - disbudding, 9-1
 - form, 9-1
 - open blooms, 9-3

- point scoring, 9-1
- singles, 9-3
- size, 9-3
- sprays, 9-3
- stem and foliage, 9-2
- stem-on-stem, 9-1
- substance, 9-2
- Top Gun Award, 19-3
- Williams Trophy, 19-2, 19-3
- Misclassified specimen, 4-2
- Mislabeled specimen, 4-2
- Misnamed specimen, 4-1
- Misplaced specimen, 4-2
- Modern Roses*, 4-2
- Modern Roses* database, 4-2
- Modern shrubs
 - awards, 13-5
- Moore Award
 - district award, 19-5
 - national award, 19-3
- Most perfect phase of possible beauty, 3-1

N

- National Chairman of Horticulture Judges, 20-1
- National challenge classes, 19-1
 - district awards, 19-5
 - fall show awards, 19-2
 - judging, 18-4
 - miniature conference awards, 19-3
 - rotating national awards, 19-3
 - spring show awards, 19-1
 - staging, 18-2
- National miniature show guidelines
 - schedule, 18-4
- National show guidelines, 18-1
 - district challenge classes, 18-1, 18-2
 - exhibitors, 18-1
 - judges, 18-1
 - judging national challenge classes, 18-4
 - judging the courts of honor, 18-5
 - local society challenge classes, 18-2
 - novice class, 18-4
 - schedule, 18-2
 - verification team, 18-6
- Naturally grown
 - term obsolete, 22-4
- Negative judging, 1-2
- Not disbudded specimen, 4-3
- Novice

not defined by the *Guidelines*, 15-2
Novice class, 15-2
class description, 15-3
national show, 18-4

O

Official List of Approved Exhibition Names for Exhibitors & Judges, 4-2

Old Garden Roses
awards, 12-5
balance and proportion, 12-5
classes, 12-2
color, 12-4
definition, 12-2
disbudding not required, 12-3
form, 12-4
Kern Award, 19-1
pitfalls, 12-5
point scoring, 12-3
size, 12-5
stem and foliage, 12-4
Stemler Award, 19-1
stem-on-stem permitted, 12-3
substance, 12-4

Open blooms
floribundas, 8-4
hybrid teas and grandifloras, 7-5
ideal form, 7-5
large rose certificate, 7-6
miniature, 10-3
Old Garden Roses, 12-4
stamens, 6-2
Outstanding judge award, 21-3
Overgrown specimen, 3-2

P

Penalization
defined, 4-4
difference from disqualification, 4-4
Photography, 15-4
Point scoring, 5-1
application, 6-1
consistency, 5-2
floribunda sprays, 8-1
how and when, 5-1
Polyantha sprays
form, 8-2
judging, 8-2
Polyanthas, 8-1
awards, 8-4

Portland City of Roses Trophy, 19-4
Prime elements of judging, 6-1

Q

Quilling, 7-3

R

Ramblers, 11-1
Recent Registrations on the ARS website,
4-2
Removal of petals, 4-4
Rose Registration column, 4-1
Rose shows
alphabetical color class show, 17-1
alphabetical show, 17-1
ARS standards, 17-2
color class show, 17-1
formats, 17-1
judging the Courts of Honor, 16-1
one-class-per-variety show, 17-1
schedules, 17-1
Rosedale Bowl, 19-4
Rules of judging, 4-1

S

Schedule
challenge classes, 14-1
final authority, 17-1
judges' class, 15-2
junior class, 15-3
national miniature show, 18-4
national rose show, 18-2
novice class, 15-3
small garden class, 15-3
unclear class description, 17-2
undefined terms, 17-2
writing, 17-1
Scorecard
challenge classes and collections, 14-2
fragrance class, 15-2
prime elements of judging, 5-1
seedlings and sports, 15-1
Stemler Award, 19-1
Seedlings, 15-1
Best Seedling Certificate, 15-1
national shows, 18-4
Rose Hybridizers Association Trophy, 19-
2
scorecard, 15-1

- Sepals
 - part of the bloom, 6-3
 - removal, 14-6
 - Set standard of perfection, 3-1
 - Shrubs, 13-1
 - awards, 13-5
 - balance and proportion, 13-4
 - Buck Trophy, 19-1, 19-5
 - color, 13-3
 - disbudding, 13-1
 - form, 13-2
 - judging, 13-1
 - one-bloom-per-stem specimens, 13-4
 - point scoring, 13-2
 - size, 13-4
 - stem and foliage, 13-3
 - stem-on-stem, 13-2
 - substance, 13-3
 - Size, 6-4
 - average bloom, 5-2
 - floribunda sprays, 8-3
 - hybrid teas and grandifloras, 7-4
 - miniatures, 10-3
 - minifloras, 9-3
 - Small garden class, 15-3
 - Species, 12-2
 - awards, 12-5
 - form, 12-4
 - Specimen
 - defined, 14-1
 - Spray residue
 - not considered a foreign substance, 4-3
 - Sprays
 - defined, 7-5, 8-2
 - floribunda, 8-2
 - Stamens, 6-2
 - Stem and foliage, 6-3
 - floribunda sprays, 8-3
 - hybrid teas and grandifloras, 7-3
 - removal of thorns, 6-3
 - Stem-on-stem, 4-3
 - exceptions, 4-3
 - floribunda sprays, 8-1
 - hybrid teas and grandifloras, 7-1
 - Old Garden Roses, 12-3
 - Substance, 6-2
 - floribunda sprays, 8-3
 - foreign, 4-3
 - hybrid teas and grandifloras, 7-3
 - loss of, 6-2
 - Sweepstakes certificate, 15-4
- T**
- Table of Contents, vii
 - Tact and courtesy, 1-1
 - Typical of the variety, 3-1
- U**
- Unlabeled specimen, 4-2
- V**
- Verification team, 18-6
 - decisions final, 18-6
 - national challenge classes, 18-5
 - Victorian Rose Award, 12-6
 - Violation of show rules, 4-3
- W**
- Wedging material, use of, 4-3
 - Working with other judges, 1-2
 - Writing a good schedule, 17-1
- Y**
- You have to grow them to know them, 3-2